



Your all-in-one packaging solution provider

Tin Can 2

PRODUCT CATALOGUE

www.acsindo.com



Service Hotline: +62-21-38784085 / 38784087

Your all-in-one packaging solution provider

consulting, designing, materials, products, machinery and more...

Not sure what's the best solution for your products & services? Contact us today to have a free consultation! **Limited time only!**



1. Plastic Bags

Plastic Bags, Three Side Sealed Bags, Stand Up Zipper Bags, Side Gusset Bags, Aluminum Foil Bags, Pouches

[View Catalogue](#)



2. Glass Packaging

Glass Bottles, Perfume Bottles, Glass Jars, Special Customized Glass Bottles and More...

[View Catalogue](#)



3. Tin Can Packaging

Aluminum Series, Food Tin Series, Gift Tin Series, Ice Bucket Series, Electronic Packing Series

[View Catalogue](#)



4. Cosmetic Packaging

Pump Bottles, Boxes, Jars, Tubes, or Tubs in Acrylic, Plastic, Tin Can or Glass Material in All Kinds of Designs and Customizations

[View Catalogue](#)



5. Lids & Covers

Aluminum Foil Cover For PS, PP Cup; PP, PE, PS, PVS Sealing Films for All Types of Cups

[View Catalogue](#)



6. Label, Sticker & Tag

Labels, Stickers, and Tags, Paper/Plastic, Shrink/non-Shrink, Anti-Sweat, Chiller Room Friendly, Design Customization

[View Catalogue](#)



7. Straws, Cups, Cutlery

Disposable Straws, Cups, Plates, Knife, Spoon, Forks, Double / Single Layer, Heat Resistant Cups, 1 Oz to 32 Oz, Customizable Design and Size

[View Catalogue](#)



8. Promotion Gifts

Stationery, Bags, Notebooks, USB, Cups, Umbrella, Clocks, Travel, Sports, Office Items, Customizable Design and Size, Perfect for you

[View Catalogue](#)



9. Plastic Bottle & Jars

Hand Sanitizer Bottles, Jars, PET PP Bottles, Plastic Bottles with Pumps, Sprayer Pumps, Flip Open Tops, 15ml to 5L, and many more...

[View Catalogue](#)

About ACS INDO

PT. Asa Cipta Semesta (ACS Indo)

With years of experiences in the domain, ACS Indo draws from the strength and expertise built up over more than 20 years across many materials, machines, processes, and special requirements.

Strategic long-term partnerships with reliable manufacturers who are best in their fields allow the ACS Indo team to focus on delivering each customer's unique requirements on time, on budget, with maximum ease and convenience.

We have successfully delivered high quality packaging products and deployed packaging systems for **International Airlines, Branded Hotels, Restaurants and Cafes, Modern Trade FMCG Manufacturers, Supermarkets, Shopping Malls, Retail Chains and many more.** Whether you are looking to use plastics, metals, paper, glass, or a combination, trust ACS Indo to provide you with a one-stop comprehensive packaging products & solution.



Call us to arrange a free packaging consultation @ +62-21-38784085 / 38784087 / 38784086 Our team of specialists will be happy to assist you.



PT. Asa Cipta Semesta (ACS Indo)

Address: Jl. Jembatan Tiga No.35 F-H Jakarta 14440
Indonesia
Phone: +62-21-38784085 / 38784087 / 38784086
Mobile: +62-8389992873 / +62-87880709799
Email : enquiry@acsindo.com
Web: http://www.acsindo.com

COMPANY PROFILE . 公司简介

ACSINDO is a professional tin manufacturing corporate specialized in producing all kinds of high quality tinplate packaging can. The company possesses modernized factory buildings as well as production facilities which meet high standard in the industry with ample space of 30,000 square meters. Besides, the company also operates a professional mold development and manufacturing plant, and we have a wide range of mold products with approximately 1,000 sets so far. ACSINDO integrates product development, design, production and sales by advanced technology and strong workforce.





Main Entrance . 入口处



Reception Lobby . 接待大厅



Visitor Room . 贵宾室



Meeting Room . 会议室



Products Show Hall . 产品展示厅



Training Room . 培训室

INDEX . 索引

COMPANY PROFILE . 公司简介

CORPORATE VALUE & VISION . 核心价值观和企业远景

OUR SERVICES . 我们的服务

CIRCLE . 圆

SQUARE . 方

OVAL . 椭

RECTANGLE . 长

CYLINDER . 筒

GIFT . 礼

COIN . 满

CUBE . 块

OTHERS . 其它

CORPORATE VALUE & VISION . 本公司的愿景、使命及核心价值观

ACSINDO adopts and embraces strong corporate core values in their pursuit of work excellence with a high respect for customers, responsible and honest in all undertakings, uphold teamwork and most importantly be innovative and creative in driving the company to greater height of success and achievement. The company has been implementing management concepts spearheaded by a dedicated workforce with a crave to achieve high standards and unrivalled quality first class services which enabled ACSINDO to attain the ISO 9000 Quality Management System, ISO 14000 Environment System and SA 8000 Security System. With these Quality Management Systems that meet international standards, the Company has embarked on plans to participate in more international fairs and exhibitions to capture the growing export markets. Moving forward, ACSINDO has envisaged to realize their ultimate corporate vision of being a leading and respectable tin manufacturer in the world. Beside manufacturing reliable and best products with unbeatable services to our customers, ACSINDO has also incorporated a corporate vision to continuously add more values to customers, enhancing employees benefits, contributing to nation economic growth and make positive effort in environmental preservation..

In order to achieve all our vision and mission mentioned above, it has been our consistent corporate motto , "NO EXCUSES, ACT NOW!"

OUR SERVICES . 我们的服务

Our company is capable of producing various kinds of tinfoil packaging cans in different sizes and shapes that can meet the most discerning customers' needs and specifications. The main products are:

1. Tin Cans for cookies, biscuits and moon-cakes product packaging.
2. Tin Cans product packaging for all sorts of electronic devices, apparels, cosmetics, and other promotional products.
3. Tin cans exclusively for the packaging of tealeaves, cigarettes, assorted wine.
4. Tin cans for the packaging of jewelries, fine goods, watches, and knives.
5. Tin cans of various shapes and sizes.
6. Customized tin cans specially tailor-made for customers.

RT-UP

RT101 2 pes tin, w/hinge 	RT102 2 pes tin, w/hinge 	RT103 	RT104 2 pes tin, w/hinge 
204 x 60 x 26mm(H) 8 1/8" x 2 3/8" x 1 1/16"(H)	89 x 87 x 17mm(H) 3 1/2" x 3 3/16" x 1 1/16"(H)	121 x 69 x 38mm(H) 4 3/4" x 2 11/16" x 1 1/2"(H)	94 x 86 x 19mm(H) 3 11/16" x 3 3/8" x 3/4"(H)
RT105 	RT106 window size: 121mm x 81mm 	RT107 	RT108 
121 x 77 x 85mm(H) 4 3/4" x 3 1/16" x 3 3/8"(H)	170 x 107 x 50mm(H) 6 11/16" x 4 3/16" x 2"(H)	160 x 90 x 120mm(H) 6 5/16" x 3 9/16" x 4 3/4"(H)	62 x 42 x 78mm(H) 2 1/16" x 1 5/8" x 3 1/4"(H)
RT109 	RT110 	RT111 wheel Dia. 46.5mm 	RT112 2 pes tin suggest to use RT130 
200 x 64 x 68mm(H) 7 7/8" x 2 1/2" x 2 11/16"(H)	Body: 121 x 77 x 97mm(H) 4 3/4" x 3 1/16" x 3 3/4"(H) Head: 55 x 55 x 80mm(H) 2 1/8" x 2 1/8" x 2 3/4"(H) Wheel: Dia 46mm Dia 1 3/4"	Body: 121 x 77 x 97mm(H) 4 3/4" x 3 1/16" x 3 3/4"(H) Wheel: Dia 46mm Dia 1 3/4"	51 x 26 x 9mm(H) 2" x 1" x 3/8"(H)
RT113 	RT114 w/plastic Lid 	RT115 2 pes tin 	RT116 
235 x 100 x 33mm(H) 9 1/4" x 3 15/16" x 1 1/16"(H)	87 x 48 x 75mm(H) 3 3/16" x 1 7/8" x 2 9/16"(H)	141 x 63 x 20mm(H) 5 9/16" x 2 1/2" x 1 3/16" (H)	190 x 115 x 48mm(H) 7 1/2" x 4 1/2" x 1 7/8"(H)
RT117 2 pes tin 	RT118 	RT119 	RT120 2 pes tin, w/hinge, window size: 152mm x 71mm 
80 x 50 x 15mm(H) 3 1/8" x 2" x 3/8"(H)	142 x 102 x 55mm(H) 5 9/16" x 4" x 2 1/8"(H)	276 x 156 x 61mm(H) 10 7/8" x 6 1/8" x 2 3/8"(H)	182 x 99 x 14mm(H) 7 1/8" x 3 7/8" x 9/16"(H)









RT121 	RT122 	RT123 	RT124 
276 x 176 x 57mm(H) 10 7/8" x 6 11/16" x 2 1/4"(H)	228 x 195 x 28mm(H) 9" x 7 11/16" x 1 1/8"(H)	200 x 110 x 85mm(H) 7 7/8" x 4 3/16" x 3 3/8"(H)	158 x 110 x 84mm(H) 6 3/16" x 4 3/16" x 3 3/8"(H)
RT125 	RT126 window size: 144mm x 81mm 	RT127 2 pes tin 	RT128 window size: 141mm x 85mm 
127 x 121 x 25mm(H) 5" x 4 3/4" x 1"(H)	170 x 107 x 100mm(H) 6 11/16" x 4 3/16" x 3 15/16"(H)	51 x 26 x 9mm(H) 2" x 1" x 3/8"(H)	186 x 132 x 85mm(H) 7 5/16" x 5 1/8" x 3 3/8"(H)
RT129 	RT130 2 pes tin 	RT131 2 pes tin, w/hinge 	RT132 2 pes tin, w/hinge 
108 x 59 x 79mm(H) 4 1/4" x 2 3/16" x 3 1/8"(H)	51 x 26 x 9mm(H) 2" x 1" x 3/8"(H)	115 x 75 x 25mm(H) 4 1/2" x 2 9/16" x 1"(H)	195 x 135 x 25mm(H) 7 11/16" x 5 1/8" x 1"(H)
RT133 	RT134 	RT135 2 pes tin, w/hinge 	RT136 roll-in base 
195 x 153 x 79mm(H) 7 11/16" x 6" x 3 1/8"(H)	197 x 124 x 26mm(H) 7 3/4" x 4 7/8" x 1"(H)	210 x 80 x 25mm(H) 8 1/4" x 3 1/8" x 1"(H)	229 x 166 x 48mm(H) 9" x 6 5/8" x 1 7/8"(H)
RT137 2 pes tin, w/hinge 	RT138 	RT139 	RT140 
145 x 107 x 20mm(H) 5 11/16" x 4 3/16" x 13/16"(H)	195 x 153 x 43mm(H) 7 11/16" x 6" x 1 11/16"(H)	185 x 108 x 26mm(H) 7 1/4" x 4 1/4" x 1"(H)	267 x 167 x 42mm(H) 10 1/2" x 6 9/16" x 1 5/8"(H)

RT141 RT178 lid w/window RT209 w/metal handle RT217 lid w/window, plastic handle & metal latch RT271 flat lid 	RT142 	RT143 2 pcs tin 	RT144 RT200 w/card holder on body RT290 lid w/window 
170 x 127 x 55mm(H) 6 1/16" x 5" x 2 3/16"(H)	73x 47 x 85mm(H) 2 7/8" x 1 7/8" x 3 3/8"(H)	262 x 62 x 20mm(H) 10 3/16" x 2 1/16" x 13/16"(H)	AEH - 54mm, 95mm 264 x 181 x 72mm(H) 10 3/8" x 7 1/8" x 2 13/16"(H)
RT145 flat bottom RT358 bottom w/oval embossing RT465 body w/window 	RT146 	RT147 RT138 flat lid, seaming base RT239 lid w/window RT272 flat lid, roll-in base, window hinge RT280 step lid, roll-in base RT338 step lid, seaming base RT439 flat lid, roll-in base, w/o hinge RT510 body w/card holder 	RT148 2 pcs tin, w/hinge 
AEH - 35mm, 118mm 92 x 58 x 97mm(H) 3 5/8" x 2 5/16" x 3 13/16"(H)	AEH - 35mm, 60mm, 114mm 280 x 177 x 40mm(H) 11" x 6 15/16" x 1 9/16"(H)	192 x 153 x 75mm(H) 7 9/16" x 6" x 2 15/16"(H)	214 x 151 x 13mm(H) 8 7/16" x 5 9/16" x 1/2"(H)
RT149 Lid height: 15mm RT381 flat lid (lid height: 12mm) & rolled in base RT456 step lid (lid height: 13mm) & seaming base RT468 step lid (lid height: 14mm) & seaming base 	RT150 RT223 w/plastic lid 	RT151 2 pcs tin, w/hinge 	RT152 
AEH - 76mm 294 x 99 x 52mm(H) 11 9/16" x 3 7/8" x 2 1/16"(H)	AEH - 40mm, 70mm, 80mm 150 x 80 x 25mm(H) 5 7/8" x 3 1/8" x 1"(H)	110 x 80 x 25mm(H) 4 3/16" x 3 1/8" x 1 5/16"(H)	AEH - 64mm, 115mm 244 x 197 x 61mm(H) 9 9/16" x 7 9/4" x 2 3/8"(H)
RT153 2 pcs tin, w/hinge, w/inner tray RT135 body w/o tray 	RT154 	RT155 window size: 121mm x 81mm RT106 w/handle, metal latch & window RT184 flat lid, w/o handle & window RT349 w/plastic handle & metal latch, w/o window RT481 step lid, w/o handle & window 	RT156 
210 x 80 x 25mm(H) 8 1/4" x 3" x 1"(H)	AEH - 50mm 197 x 108 x 30mm(H) 7 3/4" x 4 1/4" x 1 3/16"(H)	AEH - 30mm, 40mm, 75mm 170 x 107 x 50mm(H) 6 11/16" x 4 9/16" x 1 15/16"(H)	77 x 55 x 95mm(H) 3 1/16" x 2 3/16" x 3 3/4"(H)
RT157 RT268 w/hinge & lock 	RT158 wire hinge lid RT454 pinless hinge 	RT159 2 pcs tin, w/hinge RT120 lid w/window RT379 body w/inner tray 	RT160 RT297 w/metal latch, roll-in base RT383 body w/window, roll-in base RT396 roll-in lid, seaming base RT407 metal plate hinge RT511 w/metal latch, plastic handle, seaming base RT519 w/metal latch, plastic handle, roll in base RT548 step lid, roll in base 
141 x 102 x 35mm(H) 5 9/16" x 4" x 1 3/8"(H)	42 x 24 x 86mm(H) 1 11/16" x 1 5/16" x 3 3/8"(H)	182 x 99 x 15mm(H) 7 1/16" x 3 7/8" x 9/16"(H)	AEH - 53mm, 60mm, 87mm, 96mm, 160mm 186 x 132 x 70mm(H) 7 5/16" x 5 1/16" x 2 3/4"(H)




















RT161 lid w/wire hinge, height: 7mm RT286 lid w/o hinge, lid height: 10mm 	RT162 	RT163 	RT164 RT124 w/plastic handle, metal latch & hinge RT382 w/metal latch & hinge, w/o handle RT394 w/plastic handle, metal latch & metal plate hinge RT415 w/o handle & latch, flat lid 
104 x 68 x 55mm(H) 4 1/16" x 2 11/16" x 2 3/16"(H)	170 x 130 x 45mm(H) 6 11/16" x 5 1/16" x 1 11/16"(H)	230 x 90 x 56mm(H) 9 1/16" x 3 9/16" x 2 3/16"(H)	158 x 110 x 84mm(H) 6 1/4" x 4 9/16" x 3 3/16"(H)
RT165 	RT166 RT283 double side lid 	RT167 	RT168 
90 x 75 x 95mm(H) 3 9/16" x 2 5/16" x 3 3/4"(H)	AEH - 51mm, 64mm 233 x 175 x 70mm(H) 9 1/8" x 6 7/8" x 2 3/4"(H)	AEH - 60mm, 65mm, 108mm, 150mm 340 x 213 x 45mm(H) 13 3/8" x 8 3/8" x 1 3/4"(H)	AEH - 53mm, 57mm, 61mm 286 x 175 x 42mm(H) 11 1/4" x 6 7/8" x 1 11/16"(H)
RT169 	RT170 RT202 same size truck tin 	RT171 RT547 lid w/window 	RT172 
140 x 105 x 62mm(H) 5 1/2" x 4 1/8" x 2 1/16"(H)	190 x 116 x 110mm(H) 7 1/2" x 4 9/16" x 4 9/16"(H)	AEH - 18mm, 38mm 100 x 72 x 24mm(H) 3 9/16" x 2 13/16" x 1 5/16"(H)	AEH - 24mm, 40mm, 65mm 115 x 90 x 24mm(H) 4 1/2" x 3 9/16" x 1 5/16"(H)
RT173 2 pcs tin 	RT174 	RT175 2 pcs tin, w/hinge body height: 16mm RT236 flat lid 	RT176 RT199 lid rolled-out 
90 x 60 x 7mm(H) 3 1/16" x 2 3/8" x 1/4"(H)	62 x 42 x 78mm(H) 2 1/16" x 1 11/16" x 3 1/16"(H)	60 x 47 x 19.5mm(H) 2 3/8" x 1 7/8" x 3/4"(H)	174 x 164 x 25mm(H) 6 3/16" x 6 7/16" x 1"(H)
RT177 w/wire hinge lid 	RT178 window size: 146mm x 101mm RT141 step lid & seaming base RT209 w/metal handle RT217 w/plastic handle & metal latch RT271 lid w/o window 	RT179 RT114 w/plastic lid 	RT180 2 pcs tin 
96 x 80 x 105mm(H) 3 9/4" x 3 1/8" x 4 1/8"(H)	AEH - 78mm 170 x 127 x 50mm(H) 6 11/16" x 5 1/16" x 1 15/16"(H)	87 x 48 x 75mm(H) 3 3/16" x 1 7/8" x 2 13/16"(H)	159 x 46 x 15mm(H) 6 1/4" x 1 13/16" x 9/16"(H)

RT181 RT244 step lid  AEH : 65mm 134 x 108 x 25mm(H) 5¼" x 4¼" x 1"(H)	RT182  AEH : 30mm 172 x 75 x 215mm(H) 6¾" x 2⅞" x 8⅞" (H)	RT183 2 pes tin  95 x 92 x 17mm(H) 3¾" x 3⅝" x ⅞" (H)	RT184 RT106 w/handle, metal latch & window RT155 lid w/ window, w/o handle RT349 w/plastic handle & metal latch, w/o window RT481 step lid, w/o handle & window  AEH - 40mm, 50mm, 100mm, 230mm 170 x 107 x 35mm(H) 6⅞" x 4⅞" x 1⅜" (H)
RT185 lid w/tin insert  145 x 122 x 65mm(H) 5⅞" x 4⅞" x 2⅞" (H)	RT186  134 x 120 x 26mm(H) 5¼" x 4⅞" x 1"(H)	RT187  AEH : 70mm 215 x 151 x 25mm(H) 8½" x 6" x 1"(H)	RT188 2 pes tin  160 x 130 x 25mm(H) 6⅝" x 5⅞" x 1"(H)
RT189 RT533 lid w/window  275 x 237 x 57mm(H) 10⅞" x 9⅞" x 2¼"(H)	RT190 RT107 lid w/ handle & little cap RT322 step lid, lid rolled-out  AEH - 43.5mm, 235mm 163 x 93 x 270mm(H) 6⅞" x 3⅞" x 10⅞" (H)	RT191 2 pes tin RT353 w/eye chain  60 x 34 x 11mm(H) 2⅞" x 1⅜" x ⅞" (H)	RT192  95 x 51 x 57mm(H) 3¾" x 2" x 2¼"(H)
RT193 2 pes tin RT130 lid w/ball chain  51 x 26 x 9mm(H) 2" x 1" x ⅜"(H)	RT194  AEH - 40mm, 70mm, 75mm 195 x 153 x 63mm(H) 7⅞" x 6⅞" x 2½"(H)	RT195  330 x 114 x 38mm(H) 13" x 4½" x 1½"(H)	RT196  305 x 254 x 67mm(H) 12" x 10" x 2⅞"(H)
RT197  220 x 85 x 132mm(H) 8⅞" x 3⅞" x 5⅞" (H)	RT198 RT487 metal knob on lid  140 x 85 x 195mm(H) 5½" x 3⅞" x 7⅞" (H)	RT199 RT176 lid rolled-in  171 x 161 x 25mm(H) 6¾" x 6⅞" x 1"(H)	RT200 RT144 step lid, w/o card holder RT290 lid w/window  264 x 181 x 75mm(H) 10⅞" x 7⅞" x 2⅞" (H)





















RT201  AEH - 50mm, 150mm 280 x 130 x 59mm(H) 11" x 5⅞" x 2⅞" (H)	RT202 same size lunch box tin  190 x 116 x 110mm(H) 7½" x 4⅞" x 4⅞" (H)	RT203  302 x 117 x 65mm(H) 11⅞" x 4⅞" x 2⅞" (H)	RT204  191 x 114 x 50mm(H) 7½" x 4½" x 1⅞" (H)
RT205 RT345 lid w/window RT367 body with metal handles  AEH - 77mm, 82mm 157 x 137 x 48mm(H) 6⅞" x 5⅞" x 1⅞" (H)	RT206  95 x 70 x 75mm(H) 3¾" x 2¾" x 2⅞" mm(H)	RT207 2 pes tin, w/hinge RT502 same lid  157 x 110 x 23mm(H) 6⅞" x 4⅞" x ⅞" mm(H)	RT208 2 pes tin, w/hinge  194 x 47 x 19mm(H) 7⅞" x 1⅞" x ⅜" mm(H)
RT209 RT141 step lid & seaming base RT178 lid w/window RT217 lid w/window, plastic handle & metal latch RT271 lid w/o handle  170 x 127 x 50mm(H) 6⅞" x 5" x 1⅞" mm(H)	RT210 2 pes tin, w/hinge  142 x 80 x 25mm(H) 5⅞" x 3⅞" x 1" mm(H)	RT211 Lid w/Tin Insert  163 x 93 x 246mm(H) 6⅞" x 3⅞" x 9⅞" (H)	RT212 2 pes tin RT488 w/hinge & body knob  110 x 62 x 13mm(H) 4⅞" x 2⅞" x ½"(H)
RT213 RT315 roll-in base RT330 w/o handle & latch  188 x 135 x 133mm(H) 7⅞" x 5⅞" x 5¼"(H)	RT214 lid height: 15mm RT374 lid different step & height (13mm) RT508 body w/card holder RT512 roll-in base  AEH - 33mm, 102mm 243 x 182 x 62mm(H) 9⅞" x 7⅞" x 2⅞" (H)	RT215  AEH - 40mm 170 x 130 x 45mm(H) 6⅞" x 5⅞" x 1¾"(H)	RT216  AEH - 60mm 104 x 77 x 70mm(H) 4⅞" x 3⅞" x 2¾"(H)
RT217 window size: 109mm x 85mm RT141 step lid & seaming base RT178 w/o handle & latch RT309 w/metal handle RT271 lid w/o window  170 x 127 x 50mm(H) 6⅞" x 5" x 1⅞" (H)	RT218 2 pes tin  144 x 50 x 25mm(H) 5⅞" x 1⅞" x 1"(H)	RT219 2 pes tin  145 x 81 x 25mm(H) 5⅞" x 3⅞" x 1"(H)	RT220  71 x 45x 11.5mm(H) 2⅞" x 3¾" x ⅞" (H)





















RT221  AEH : 175mm 70 x 42 x 166mm(H) 2¾" x 1½" x 6½"(H)	RT222 2 pes tin, w/hinge  AEH : 15mm 111 x 95 x 19mm(H) 4¾" x 3¾" x ¾"(H)	RT223 w/Plastic Lid RT150 tin step lid  AEH : 25mm, 40mm, 70mm 150 x 80 x 80mm(H) 5¾" x 3¼" x 3¼"(H)	RT224 2 pes tin, w/hinge  205 x 120 x 15mm(H) 8½" x 4¾" x ½"(H)
RT225 window hinge RT347 lid w/o window RT412 metal plate hinge  108 x 73 x 171mm(H) 4¼" x 2⅞" x 6¾"(H)	RT226  135 x 75 x 25mm(H) 5⅝" x 2⅞" x 1"(H)	RT227  60 x 29 x 92mm(H) 2¾" x 1⅛" x 3⅝"(H)	RT228  129 x 123 x 34mm(H) 5¼" x 4⅞" x 1⅞"(H)
RT229  233 x 175 x 64mm(H) 9⅞" x 6⅞" x 2½"(H)	RT230 2 pes tin, w/hinge  168 x 147 x 24mm(H) 6⅝" x 5⅞" x 1⅞"(H)	RT231 lid w/plastic insert RT284 body w/window RT313 rolled-out flat lid  AEH : 170mm, 227mm 113 x 82 x 212mm(H) 4¼" x 3¼" x 8⅝"(H)	RT232 window hinge RT405 metal plate hinge  70 x 29 x 102mm(H) 2¾" x 1⅛" x 4"(H)
RT233 lid w/tin ring  145 x 90 x 115mm(H) 5⅞" x 3⅞" x 4⅞"(H)	RT234 roll-in base RT264 lid w/window RT509 body w/card holder  AEH : 58mm, 70mm, 90mm, 120mm 229 x 166 x 50mm(H) 9" x 6⅞" x 1⅞"(H)	RT235  87 x 48 x 75mm(H) 3⅞" x 1⅞" x 2⅞"(H)	RT236 2 pes tin, w/hinge RT175 dome lid  60 x 47 x 17mm(H) 2¾" x 1⅞" x ⅞"(H)
RT237 RT118 step lid, w/o hinge RT246 flat lid, rolled in base, window hinge RT404 lid w/window (size: 112 x 82mm) RT411 flat lid, rolled in base, metal plate hinge RT426 lid w/window (size: 100 x 60mm) RT536 step lid & metal plate hinge  AEH : 25mm, 32mm, 40mm, 50mm, 55mm 142 x 102 x 51mm(H) 5⅞" x 4" x 2"(H)	RT238 RT277 roll-in base  AEH : 108mm 194 x 153 x 133mm(H) 7⅞" x 6" x 5¼"(H)	RT239 window size: 160mm x 120mm RT138 flat lid, seaming base RT147 w/ metal latch RT272 flat lid, roll-in base, window hinge RT280 step lid, roll-in base RT338 step lid, seaming base RT439 flat lid, roll-in base, w/o hinge RT510 body w/card holder  195 x 153 x 80mm(H) 7⅞" x 6" x 3⅞"(H)	RT240 window hinge RT408 metal plate hinge  89 x 29 x 120mm(H) 3½" x 1⅛" x 4¾"(H)

RT241 RT101 body w/o tray  204 x 60 x 26mm(H) 8⅞" x 2⅜" x 1"(H)	RT242  169 x 72 x 33mm(H) 6⅞" x 2⅞" x 1⅞"(H)	RT243  165 x 127 x 127mm(H) 6½" x 5" x 5"(H)	RT244 flat lid  AEH : 65mm 134 x 108 x 25mm(H) 5¼" x 4¼" x 1"(H)
RT245  208 x 173 x 70mm(H) 8⅞" x 6⅞" x 2¾"(H)	RT246 window hinge RT118 step lid, seaming base RT237 flat lid, seaming base RT404 lid w/window (size: 112 x 82mm) RT411 flat lid, rolled in base, metal plate hinge RT426 lid w/window (size: 100 x 60mm) RT536 step lid & metal plate hinge  140 x 102 x 51mm(H) 5½" x 4" x 2"(H)	RT247 window hinge RT409 metal plate hinge RT526 metal plate+pin hinge  83 x 31 x 114mm(H) 3¼" x 1¼" x 4½"(H)	RT248 window hinge RT406 metal plate hinge  84 x 26 x 140mm(H) 3⅝" x 1" x 5½"(H)
RT249 window hinge RT410 metal plate hinge  161 x 31 x 114mm(H) 6⅞" x 1¼" x 4½"(H)	RT250 2 pes tin, w/hinge  200 x 155 x 26mm(H) 7⅞" x 6⅞" x 1"(H)	RT251  220 x 104 x 125mm(H) 8⅞" x 4⅞" x 4⅞"(H)	RT252 Lid w/Plastic Insert RT285 body w/window  AEH : 175mm 89 x 57 x 160mm(H) 3½" x 2¼" x 6⅞"(H)
RT253 2 pes tin  140 x 106 x 19mm(H) 5½" x 4⅞" x ¾"(H)	RT254 window size: 75mm x 100mm  177 x 126 x 52mm(H) 6⅞" x 4⅞" x 2⅞"(H)	RT255 window size: 138mm x 92mm  177 x 122 x 51mm(H) 6⅞" x 4⅞" x 2"(H)	RT256  127 x 115 x 35mm(H) 5" x 4½" x 1⅞"(H)
RT257  AEH : 30mm 164 x 130 x 45mm(H) 6⅞" x 5⅞" x 1¾"(H)	RT258 RT551 lid w/window hinge  AEH : 120mm 97 x 40 x 140mm(H) 3⅞" x 1⅞" x 5½"(H)	RT259 RT287 w/plastic lid  97 x 61 x 76mm(H) 3⅞" x 2⅞" x 3"(H)	RT260 2 pes tin, w/hinge  102 x 92 x 10mm(H) 4" x 3⅞" x ¾"(H)





















RT261 RT506 seaming base RT544 w/door hinge & metal latch 	RT262 	RT263 	RT264 window size: 180mm x 113mm RT136 roll-in base RT234 lid w/o window RT209 body w/card holder 
340 x 257 x 69mm(H) 13 3/8" x 10 1/8" x 2 11/16" (H)	90 x 60 x 15mm(H) 3 9/16" x 2 3/8" x 9/16" (H)	170 x 130 x 45mm(H) 6 11/16" x 5 1/8" x 1 3/4" (H)	229 x 166 x 50mm(H) 9" x 6 9/16" x 1 9/16" (H)
RT265 RT493 lid w/window & elastic handle 	RT266 	RT267 	RT268 RT157 w/o hinge & lock 
330 x 276 x 76mm(H) 13" x 10 7/8" x 3" (H)	173 x 111 x 35mm(H) 6 3/16" x 4 3/8" x 1 3/8" (H)	177 x 157 x 49mm(H) 6 5/16" x 6 3/16" x 1 5/16" (H)	141 x 102 x 85mm(H) 5 9/16" x 4" x 3 3/8" (H)
RT269 	RT270 2 pcs tin 	RT271 RT141 snap lid & seaming base RT178 lid w/window RT209 w/metal handle RT217 lid w/window, plastic handle & metal latch 	RT272 window hinge RT138 flat lid, seaming base RT147 w/ metal latch RT239 lid w/window RT280 snap lid, roll-in base RT138 snap lid, seaming base RT139 flat lid, roll-in base, w/o hinge RT310 body w/card holder 
AEH: 163mm 312 x 140 x 169mm(H) 12 9/16" x 5 1/2" x 6 5/8" (H)	203 x 148 x 30mm(H) 8" x 5 13/16" x 1 3/8" (H)	AEH: 63mm 170 x 127 x 50mm(H) 6 11/16" x 4" x 1 5/8" (H)	192 x 153 x 75mm(H) 7 9/16" x 6" x 2 7/16" (H)
RT273 	RT274 RT125 snap lid 	RT275 	RT276 window size: 127mm x 88mm RT129 lid w/o window RT310 lid w/window, plastic handle & metal latch 
255 x 210 x 30mm(H) 10 1/8" x 8 1/4" x 1 3/16" (H)	127 x 121 x 27mm(H) 5" x 4 3/4" x 1 1/16" (H)	111 x 87 x 100mm(H) 4 3/8" x 3 1/8" x 3 9/16" (H)	AEH: 63mm, 146mm, 240mm 177 x 122 x 51mm(H) 6 5/16" x 4 3/16" x 2" (H)
RT277 RT238 seaming base 	RT278 2 pcs tin, w/hinge wire bungee lid 	RT279 RT126 lid w/window RT310 lid w/window, elastic handle & metal latch 	RT280 RT138 flat lid, seaming base RT147 w/ metal latch RT239 lid w/window RT272 flat lid, roll-in base, window bungee RT138 snap lid, seaming base RT139 flat lid, roll-in base, w/o hinge RT310 body w/card holder 
AEH: 106mm 194 x 153 x 133mm(H) 7 3/8" x 6" x 5 1/4" (H)	82 x 63 x 18mm(H) 3 1/4" x 2 1/2" x 1 1/16" mm(H)	AEH: 63mm, 146mm, 240mm 177 x 122 x 51mm(H) 6 5/16" x 4 3/16" x 2" (H)	AEH: 35mm, 46mm 195 x 153 x 45mm(H) 7 11/16" x 6" x 1 3/4" (H)





















RT281 	RT282 2 pcs tin, w/hinge 	RT283 RT166 snap lid (one side lid) 	RT284 lid w/plastic insert body window size: 30mm x 40mm RT231 body w/o window RT313 rolled-out flat lid 
170 x 50 x 165mm(H) 6 11/16" x 1 9/16" x 6 1/2" (H)	220 x 158 x 12mm(H) 8 11/16" x 6 9/16" x 1/2" (H)	233 x 175 x 70mm(H) 9 9/16" x 6 7/8" x 2 3/4" (H)	AEH: 170mm, 212mm, 215mm 113 x 82 x 227mm(H) 4 1/16" x 3 1/4" x 8 9/16" (H)
RT285 window size: 26mm x 36mm RT252 body w/o window 	RT286 lid height: 10mm RT161 lid w/wire bungee, lid height 7mm 	RT287 w/plastic Lid RT259 w/o plastic lid 	RT288 
89 x 57 x 175mm(H) 3 1/2" x 2 1/4" x 6 3/4" (H)	104 x 68 x 32mm(H) 4 1/8" x 2 11/16" x 1 1/4" (H)	97 x 61 x 76mm(H) 3 3/16" x 2 3/8" x 3" (H)	240 x 150 x 55mm(H) 9 1/16" x 5 7/8" x 2 1/8" (H)
RT289 	RT290 window size: 180mm x 120mm RT144 snap lid, w/o window RT200 w/card holder on body 	RT291 	RT292 
AEH: 50mm 160 x 67 x 52mm(H) 6 1/8" x 2 3/8" x 2 1/16" (H)	AEH: 50mm, 65mm 264 x 181 x 60mm(H) 10 9/8" x 7 1/8" x 2 3/8" (H)	209 x 68 x 50mm(H) 8 1/4" x 2 11/16" x 1 5/16" (H)	208 x 88 x 50mm(H) 8 9/16" x 3 3/16" x 1 5/8" (H)
RT293 	RT294 	RT295 RT461 lid w/window 	RT296 RT316 w/o latch 
130 x 121 x 35mm(H) 5 1/8" x 4 3/4" x 1 3/8" (H)	159 x 65 x 35mm(H) 6 1/4" x 2 3/8" x 1 3/8" (H)	AEH: 30mm, 35mm 120 x 95 x 23mm(H) 4 3/4" x 3 3/4" x 7/8" (H)	AEH: 62mm, 280mm 216 x 133 x 54mm(H) 8 1/2" x 5 1/4" x 2 1/8" (H)
RT297 window hinge RT160 snap lid & seaming base, body w/o window RT363 body w/window, roll-in base RT209 roll-in lid, seaming base RT407 metal plate bungee RT311 w/metal latch, plastic handle, seaming base RT319 w/metal latch, plastic handle, roll-in base RT348 snap lid, roll-in base 	RT298 	RT299 	RT300 
186 x 132 x 53mm(H) 7 9/16" x 5 9/16" x 2 1/16" (H)	254 x 76 x 172mm(H) 10" x 3" x 6 3/4" (H)	280 x 222 x 44mm(H) 11" x 8 3/4" x 1 3/4" (H)	164 x 58 x 196mm(H) 6 1/2" x 2 3/16" x 7 3/4" (H)





















RT301 window size: 134mm x 65mm RT116 lid w/o window 	RT302 RT438 plastic coin slot RT531 metal plate hinge lid RT556 roll in base no plastic 	RT303 	RT304 
190 x 115 x 48mm(H) 7½" x 4½" x 1⅞"(H)	128 x 82 x 67mm(H) 5" x 3¼" x 2⅝"(H)	85 x 60 x 32mm(H) 3⅜" x 2⅜" x 1¼"(H)	140 x 114 x 62mm(H) 5½" x 4½" x 2⅞"(H)
RT305	RT306	RT307 2 pes tin, w/hinge wire hinge lid	RT308 wire hinge lid
			
229 x 178 x 178mm(H) 9" x 7" x 7"(H)	229 x 184 x 152mm(H) 9" x 7¼" x 6"(H)	203 x 148 x 17mm(H) 8" x 5⅜" x 1⅞"(H)	205 x 148 x 35mm(H) 8¼" x 5⅞" x 1⅜"(H)
RT309 wire hinge lid	RT310 window size: 127mm x 88mm RT276 lid w/window, w/o handle & latch RT279 lid w/o window, w/o handle & latch	RT311 RT369 tin lid w/latch RT380 tin step lid	RT312 2 pes tin, w/hinge
			
AEH: 18mm, 32mm, 55mm, 61mm 205 x 148 x 46mm(H) 8¼" x 5⅞" x 1⅞"(H)	AEH: 63mm, 146mm, 240mm 177 x 121 x 51mm(H) 6⅞" x 4¾" x 2"(H)	118 x 75 x 179mm(H) 4⅞" x 2⅞" x 7⅞"(H)	AEH: 27mm 90 x 65 x 26mm(H) 3⅝" x 2⅝" x 1"(H)
RT313 RT231 rolled-in lid w/plastic insert RT284 rolled-in lid w/plastic insert body w/window	RT314 2 pes tin	RT315 RT213 seaming base RT530 w/o handle & latch	RT316 RT392 flat lid
			
AEH: 170mm, 212mm, 227mm 113 x 82 x 215mm(H) 4⅞" x 3¼" x 8½"(H)	166 x 124 x 16mm(H) 6⅞" x 4⅞" x ⅝"(H)	188 x 135 x 130mm(H) 7⅝" x 5⅝" x 5⅞"(H)	AEH: 84mm 240 x 160 x 54mm(H) 9⅞" x 6⅝" x 2⅞"(H)
RT317	RT318	RT319 window hinge lid RT534 metal plate hinge RT539 metal plate hinge	RT320 wire hinge lid
			
195 x 130 x 32mm(H) 7⅞" x 5⅞" x 1¼"(H)	39 x 17 x 70mm(H) 1⅞" x 1⅞" x 2¾"(H)	72 x 25 x 92mm(H) 2⅞" x 1" x 3⅝"(H)	205 x 148 x 18mm(H) 8¼" x 5⅞" x 1⅞"(H)













RT321 	RT322 RT107 lid w/ handle & little cap RT190 lid rolled-in 	RT323 wire hinge lid RT390 metal plate hinge lid RT532 metal plate hinge lid & 4 wheels only 	RT324 
95 x 55 x 46mm(H) 3¾" x 2⅞" x 1⅞"(H)	160 x 90 x 29mm(H) 6⅞" x 3⅞" x 1⅞"(H)	200 x 110 x 123mm(H) 7⅞" x 4⅞" x 4⅞"(H)	135 x 85 x 88mm(H) 5⅞" x 3⅞" x 3½"(H)
RT325	RT326 w/metal latch & metal plate hinge	RT327	RT328 2 pes tin, w/hinge
			
194 x 153 x 80mm(H) 7⅞" x 6" x 3⅞"(H)	190 x 120 x 72mm(H) 7½" x 4¾" x 2⅞"(H)	96 x 61 x 46mm(H) 3⅞" x 2⅜" x 1⅞"(H)	98 x 94 x 20mm(H) 3⅞" x 3⅞" x 1⅞"(H)
RT329	RT330	RT331 2 pes tin, w/hinge	RT332 2 pes tin, w/hinge
			
200 x 110 x 123mm(H) 7⅞" x 4⅞" x 4⅞"(H)	201 x 160 x 100mm(H) 7⅞" x 6⅝" x 3⅞"(H)	95 x 90 x 26mm(H) 3¾" x 3⅞" x 1"(H)	98 x 67 x 25mm(H) 3⅞" x 2⅞" x 1"(H)
RT333	RT334	RT335	RT336
			
AEH: 210mm 150 x 100 x 35mm(H) 5⅞" x 3⅞" x 1⅞"(H)	312 x 150 x 63mm(H) 12⅞" x 5⅞" x 2½"(H)	AEH: 54mm 180 x 165 x 45mm(H) 7⅞" x 6½" x 1¾"(H)	150 x 90 x 50mm(H) 5⅞" x 3⅞" x 1⅞"(H)
RT337	RT338 RT138 flat lid, seaming base RT147 w/ metal latch RT239 lid w/window RT272 flat lid, roll-in base, window hinge RT280 step lid, roll-in base RT439 flat lid, roll-in base, w/o hinge RT510 body w/card holder	RT339 2 pes tin, w/hinge	RT340
			
63 x 27 x 119mm(H) 2½" x 1⅞" x 4⅞"(H)	195 x 152 x 170mm(H) 7⅞" x 6" x 6⅞"(H)	120 x 80 x 35mm(H) 4¾" x 3⅞" x 1⅞"(H)	230 x 120 x 110mm(H) 9⅞" x 4¾" x 4⅞"(H)




















RT341 2 pcs tin, w/hinge C  96.5 x 64 x 24mm(H) 3 7/16" x 2 1/2" x 1 9/16"(H)	RT342 RT370 body w/tin tray  208 x 88 x 45mm(H) 8 9/16" x 3 7/16" x 1 3/4"(H)	RT343 RT353 handle different  229 x 166 x 87mm(H) 9" x 6 9/16" x 3 7/16"(H)	RT344 window hinge lid RT362 metal plate hinge lid  160 x 30 x 133mm(H) 6 9/16" x 1 1/8" x 5 1/4"(H)
RT345 window size: 137mm x 117mm RT205 lid w/o window RT367 body with metal handles  AEH: 77mm, 82mm 157 x 137 x 48mm(H) 6 9/16" x 5 3/8" x 1 7/8"(H)	RT346  232 x 169 x 42mm(H) 9 1/8" x 6 11/16" x 1 11/16"(H)	RT347 RT225 lid w/ window & window hinge RT412 metal plate hinge  AEH: 230mm 108 x 73 x 156mm(H) 4 1/4" x 2 7/8" x 6 1/8"(H)	RT348  265 x 145 x 70mm(H) 10 7/16" x 5 11/16" x 2 3/4"(H)
RT349 RT106 w/handle, metal latch & window RT135 lid w/ window, w/o handle RT184 flat lid, w/o handle & window RT481 step lid, w/o handle & window  170 x 107 x 50mm(H) 6 11/16" x 4 9/16" x 2"(H)	RT350 2 pcs tin, w/hinge wire hinge lid  58 x 45 x 20mm(H) 2 9/16" x 1 3/4" x 1 3/16"(H)	RT351 C  62 x 30 x 91mm(H) 2 1/2" x 1 1/8" x 3 9/16"(H)	RT352 2 pcs tin, w/hinge C  96.5 x 64 x 27mm(H) 3 3/16" x 2 1/2" x 1 1/16"(H)
RT353 2 pcs tin RT191 w/o key chain  60 x 34 x 11mm(H) 2 9/8" x 1 3/8" x 7/16"(H)	RT354 Lid w/Tin Ring  120 x 95 x 43mm(H) 4 3/4" x 3 3/4" x 1 11/16"(H)	RT355 Lid w/Tin Ring  190 x 114 x 43mm(H) 7 1/2" x 4 1/2" x 1 11/16"(H)	RT356 Lid w/Tin Ring  159 x 65 x 43mm(H) 6 1/4" x 2 9/16" x 1 11/16"(H)
RT357 Lid w/Tin Ring  AEH: 56mm 194 x 153 x 45mm(H) 7 9/8" x 6" x 1 3/4"(H)	RT358 bottom w/oval embossing RT145 flat bottom RT465 Body w/window  AEH: 97mm, 118mm 92 x 58 x 35mm(H) 3 9/8" x 2 9/16" x 1 3/8"(H)	RT359 Lid w/Tin Ring RT464 lid w/pvc window  169 x 130 x 43mm(H) 6 11/16" x 5 3/8" x 1 11/16"(H)	RT360 C  98 x 66 x 30mm(H) 3 7/8" x 2 9/8" x 1 3/16"(H)

RT361 Lid w/Tin Ring RT321 bottom different  130 x 99 x 43mm(H) 5 1/8" x 3 7/8" x 1 11/16"(H)	RT362 metal plate hinge lid RT344 window hinge lid  160 x 30 x 133mm(H) 6 9/16" x 1 1/8" x 5 1/4"(H)	RT363 2 pcs tin C RT316 flat lid  124 x 88 x 58mm(H) 4 7/8" x 3 7/16" x 2 9/16"(H)	RT364 C  130 x 85 x 43mm(H) 5 1/8" x 3 7/8" x 1 11/16"(H)
RT365 C  110 x 92 x 293mm(H) 4 9/16" x 3 9/8" x 11 9/16"(H)	RT366 tin w/metal tray  305 x 222 x 25mm(H) 12" x 8 3/4" x 1"(H)	RT367 RT205 w/o handle RT345 w/o handles & lid w/window  AEH: 48mm, 77mm, 82mm 157 x 137 x 110mm(H) 6 9/16" x 5 3/8" x 4 9/16"(H)	RT368 2 pcs tin, w/hinge C  182 x 57 x 18.5mm(H) 7 3/16" x 2 1/4" x 3/4"(H)
RT369 RT311 plastic lid & wire closure RT380 step lid  118 x 75 x 180mm(H) 4 9/8" x 2 9/16" x 7 1/8"(H)	RT370 RT342 body w/o tin tray  208 x 88 x 47mm(H) 8 9/16" x 3 7/16" x 1 11/16"(H)	RT371 2 pcs tin  52 x 27 x 11.5mm(H) 2 1/16" x 1 1/16" x 7/16"(H)	RT372 2 pcs tin C  89 x 65 x 35mm(H) 3 1/2" x 2 9/16" x 1 3/8"(H)
RT373  110 x 60 x 200mm(H) 4 9/16" x 2 3/8" x 7 7/8"(H)	RT374 lid height: 13mm RT214 lid different step: 15mm(H) RT308 lid different step: 15mm(H), body w/card holder RT312 roll-in base  AEH: 35mm, 65mm 243 x 182 x 60mm(H) 9 9/16" x 7 3/16" x 2 3/8"(H)	RT375 window size: 193mm x 120mm RT134 step lid, w/o window  197 x 124 x 67mm(H) 7 3/4" x 4 7/8" x 2 9/16"(H)	RT376 RT296 w/metal latch  AEH: 42mm, 54mm 216 x 133 x 280mm(H) 8 1/2" x 5 1/4" x 11"(H)
RT377 C  118 x 88 x 111mm(H) 4 9/8" x 3 7/16" x 4 9/8"(H)	RT378  254 x 127 x 178mm(H) 10" x 5" x 7"(H)	RT379 2 pcs tin, w/hinge w/Inner Tray RT120 lid w/window, w/o tray-on body RT159 flat lid, w/o tray-on body  182 x 100 x 15mm(H) 7 3/16" x 3 9/16" x 9/16"(H)	RT380 RT311 plastic lid & wire closure RT369 lid w/mob  AEH: 178mm 118 x 75 x 225mm(H) 4 9/8" x 2 9/16" x 8 7/8"(H)


















RT381 Lid height: 12mm RT149 flat lid (lid height: 15mm) & rolled in base RT456 step lid (lid height: 13mm) & seaming base RT460 step lid (lid height: 14mm) & seaming base 	RT382 RT124 w/plastic handle, metal latch & hinge RT164 w/o handle & latch RT394 w/plastic handle, metal latch & metal plate hinge RT415 w/o handle & latch, flat lid 	RT383 window size: 130mm x 25mm RT160 step lid & seaming base, body w/o window RT297 w/metal latch, roll-in base RT389 roll-in lid, seaming base RT407 metal plate hinge RT511 w/metal latch, plastic handle, seaming base RT519 w/metal latch, plastic handle, roll in base RT548 step lid, roll in base 	RT384 
294 x 99 x 49mm(H) 11 ⁹ / ₁₆ " x 3 ⁷ / ₈ " x 1 ¹⁵ / ₁₆ "(H)	158 x 110 x 84mm(H) 6 ¹ / ₈ " x 4 ⁹ / ₁₆ " x 3 ⁹ / ₁₆ "(H)	186 x 132 x 159mm(H) 7 ⁹ / ₁₆ " x 5 ³ / ₁₆ " x 6 ¹ / ₄ "(H)	130 x 85 x 65mm(H) 5 ¹ / ₈ " x 3 ³ / ₈ " x 2 ⁹ / ₁₆ "(H)
RT385 	RT386 	RT387 RT467 step lid 	RT388 
165 x 125 x 70mm(H) 6 ¹ / ₂ " x 4 ¹⁵ / ₁₆ " x 2 ³ / ₄ "(H)	231 x 175 x 80mm(H) 9 ¹ / ₈ " x 6 ⁷ / ₈ " x 3 ¹ / ₄ "(H)	200 x 85 x 30mm(H) 7 ⁷ / ₈ " x 3 ³ / ₈ " x 1 ³ / ₁₆ "(H)	93 x 40 x 65mm(H) 3 ¹¹ / ₁₆ " x 1 ⁹ / ₁₆ " x 2 ⁹ / ₁₆ "(H)
RT389 RT486 metal knob on lid 	RT390 metal plate hinge RT323 wire hinge lid RT532 4 wheels only 	RT391 RT425 base different 	RT392 RT316 step lid 
105 x 60 x 30mm(H) 4 ¹ / ₈ " x 2 ³ / ₈ " x 1 ³ / ₁₆ "(H)	200 x 110 x 123mm(H) 7 ⁷ / ₈ " x 4 ⁵ / ₁₆ " x 4 ¹³ / ₁₆ "(H)	97 x 61 x 145mm(H) 3 ¹³ / ₁₆ " x 2 ³ / ₈ " x 5 ¹ / ₁₆ "(H)	240 x 160 X 54mm(H) 9 ⁷ / ₁₆ " x 6 ⁵ / ₁₆ " x 2 ¹ / ₁₆ "(H)
RT393 2 pes tin, w/hinge 	RT394 RT124 w/plastic handle, metal latch & hinge RT164 w/o handle & latch RT382 w/metal latch & hinge, w/o handle RT415 w/o handle & latch, flat lid 	RT395 metal plate hinge lid 	RT396 Lid w/Plastic Insert RT160 step lid & seaming base, body w/o window RT297 w/metal latch, roll-in base RT383 body w/window, roll-in base RT407 metal plate hinge RT511 w/metal latch, plastic handle, seaming base RT519 w/metal latch, plastic handle, roll in base RT548 step lid, roll in base 
97 x 75 x 15mm(H) 3 ¹³ / ₁₆ " x 2 ¹⁵ / ₁₆ " x 9 ¹ / ₁₆ "(H)	158 x 110 x 99mm(H) 6 ¹ / ₈ " x 4 ⁵ / ₁₆ " x 3 ¹³ / ₁₆ "(H)	220 x 160 x 25mm(H) 8 ¹ / ₁₆ " x 6 ⁵ / ₁₆ " x 1"(H)	186 x 133 x 335mm(H) 7 ⁹ / ₁₆ " x 5 ³ / ₈ " x 13 ¹³ / ₁₆ "(H)
RT397 Lid w/Tin Ring 	RT398 RT529 seaming base 	RT399 2 pes tin, w/hinge 	RT400 2 pes tin, w/hinge 
228 x 158 x 45mm(H) 9" x 6 ³ / ₈ " x 1 ³ / ₄ "(H)	32 x 22 x 80mm(H) 1 ³ / ₈ " x 7 ¹ / ₈ " x 3 ¹ / ₄ "(H)	61 x 41 x 16.5mm(H) 2 ⁹ / ₈ " x 1 ⁵ / ₈ " x 9 ⁸ / ₁₆ "(H)	103 x 85 x 16mm(H) 4 ¹ / ₁₆ " x 3 ³ / ₈ " x 9 ⁸ / ₁₆ "(H)





















RT401 	RT402 2 pes tin 	RT403 	RT404 window size: 122mm x 82mm RT118 step lid, seaming base RT237 flat lid, seaming base RT246 flat lid, rolled in base, window hinge RT411 flat lid, rolled in base, metal plate hinge RT426 lid w/window (size: 100 x 60mm) RT536 step lid & metal plate hinge 
311 x 224 x 20mm(H) 12 ¹ / ₄ " x 8 ¹³ / ₁₆ " x 1 ³ / ₁₆ "(H)	51 x 26 x 6mm(H) 2" x 1" x 1 ¹ / ₄ "(H)	267 x 199 x 60mm(H) 10 ¹ / ₂ " x 7 ⁷ / ₈ " x 2 ³ / ₈ "(H)	142 x 102 x 30mm(H) 5 ⁹ / ₁₆ " x 4" x 1 ³ / ₁₆ "(H)
RT405 metal plate hinge RT232 window hinge 	RT406 metal plate hinge RT248 window hinge 	RT407 metal plate hinge RT160 step lid & seaming base, body w/o window RT297 w/metal latch, roll-in base RT383 body w/window, roll-in base RT396 roll-in lid, seaming base RT511 w/metal latch, plastic handle, seaming base RT519 w/metal latch, plastic handle, roll in base RT548 step lid, roll in base 	RT408 metal plate hinge RT240 window hinge 
70 x 29 x 102mm(H) 2 ³ / ₄ " x 1 ¹ / ₈ " x 4"(H)	84 x 26 x 140mm(H) 3 ⁵ / ₁₆ " x 1" x 5 ¹ / ₂ "(H)	186 x 132 x 53mm(H) 7 ⁵ / ₁₆ " x 5 ⁹ / ₁₆ " x 2 ¹ / ₁₆ "(H)	89 x 29 x 120mm(H) 3 ¹ / ₂ " x 1 ¹ / ₈ " x 4 ³ / ₄ "(H)
RT409 metal plate hinge RT1247 window hinge RT526 metal plate-ptn hinge 	RT410 metal plate hinge RT249 window hinge 	RT411 metal plate hinge RT118 step lid, seaming base RT237 flat lid, seaming base RT246 flat lid, rolled in base, window hinge RT404 flat lid, rolled in base, metal plate hinge RT426 lid w/window (size: 100 x 60mm) RT536 step lid & metal plate hinge 	RT412 window size: 60mm x 24mm metal plate hinge RT225 window hinge RT347 lid w/o window 
83 x 31 x 114mm(H) 3 ¹ / ₄ " x 1 ¹ / ₄ " x 4 ¹ / ₂ "(H)	161 x 31 x 114mm(H) 6 ⁵ / ₁₆ " x 1 ¹ / ₄ " x 4 ¹ / ₂ "(H)	140 x 102 x 51mm(H) 5 ³ / ₄ " x 4" x 2"(H)	108 x 73 x 171mm(H) 4 ¹ / ₄ " x 2 ⁷ / ₈ " x 6 ³ / ₄ "(H)
RT413 	RT414 	RT415 RT124 Treasure dome lid RT164 dome lid, w/o handle & latch RT382 dome lid, w/metal latch & hinge, w/o handle RT394 dome lid, w/plastic handle, metal latch & metal plate hinge 	RT416 
190 x 130 x 45mm(H) 7 ⁹ / ₁₆ " x 5 ¹ / ₁₆ " x 1 ¹³ / ₁₆ "(H)	90.5 x 58.5 x 26mm(H) 3 ⁹ / ₁₆ " x 2 ⁵ / ₁₆ " x 1"(H)	158 x 110 x 55mm(H) 6 ¹ / ₄ " x 4 ⁵ / ₁₆ " x 2 ³ / ₁₆ "(H)	179 x 124 x 43mm(H) 7 ¹ / ₁₆ " x 4 ⁷ / ₈ " x 1 ¹ / ₁₆ "(H)
RT417 2 pes tin, w/hinge 	RT418 2 pes tin, w/hinge 	RT419 2 pes tin 	RT420 2 pes tin 
100 x 86 x 20mm(H) 3 ¹⁵ / ₁₆ " x 3 ³ / ₈ " x 1 ³ / ₁₆ "(H)	119 x 54 x 21mm(H) 4 ¹ / ₁₆ " x 2 ¹ / ₈ " x 1 ³ / ₁₆ "(H)	144 x 93 x 20mm(H) 5 ¹ / ₁₆ " x 3 ¹ / ₁₆ " x 1 ³ / ₁₆ "(H)	248 x 98 x 17mm(H) 9 ³ / ₄ " x 3 ⁷ / ₈ " x 1 ¹ / ₁₆ "(H)

RT421 lid window size: 54mm x 45mm body window size: 53mm x 68mm 	RT422 2 pcs tin, w/hinge 	RT423 2 pcs tin, lid window size: 133mm x 84mm 	RT424 2 pcs tin, w/hinge 
113 x 88 x 166mm(H) 4 ¹ / ₁₆ " x 3 ³ / ₁₆ " x 6 ⁹ / ₁₆ "(H)	148 x 127 x 16mm(H) 5 ⁹ / ₁₆ " x 5" x 5 ⁸ / ₁₆ "(H)	186 x 133 x 20mm(H) 7 ³ / ₁₆ " x 5 ¹ / ₈ " x 1 ¹ / ₈ "(H)	96 x 62 x 16mm(H) 3 ⁹ / ₁₆ " x 2 ¹ / ₁₆ " x 5 ⁸ / ₁₆ "(H)
RT425 RT391 base different 	RT426 window size: 100mm x 60mm RT118 step lid, seaming base RT237 flat lid, seaming base RT246 flat lid, rolled in base, window hinge RT404 lid w/window (size: 112 x 62mm) RT411 flat lid, rolled in base, metal plate hinge RT336 step lid & metal plate hinge 	RT427 plastic body & sliding base 	RT428 2 pcs tin, w/hinge 
97 x 61 x 145mm(H) 3 ¹³ / ₁₆ " x 2 ³ / ₁₆ " x 5 ¹ / ₁₆ "(H)	142 x 102 x 63mm(H) 5 ⁹ / ₁₆ " x 4" x 2 ¹ / ₂ "(H)	98 x 66 x 43mm(H) 3 ⁷ / ₈ " x 2 ⁵ / ₈ " x 1 ¹¹ / ₁₆ "(H)	80.5 x 60 x 25mm(H) 3 ¹ / ₁₆ " x 2 ³ / ₁₆ " x 1"(H)
RT429 RT507 body w/card holder 	RT430 	RT431 	RT432 2 pcs tin, w/hinge 
266 x 201 x 51.5mm(H) 10 ¹ / ₂ " x 7 ¹⁵ / ₁₆ " x 2"(H)	191 x 115 x 44mm(H) 7 ¹ / ₂ " x 4 ¹ / ₂ " x 1 ³ / ₄ "(H)	325 x 233 x 54mm(H) 12 ¹ / ₁₆ " x 9 ⁹ / ₁₆ " x 2 ¹ / ₈ "(H)	145 x 93.5 x 39mm(H) 5 ¹ / ₁₆ " x 3 ¹ / ₁₆ " x 1 ³ / ₈ "(H)
RT433 2 pcs tin, w/hinge 	RT434 	RT435 w/Hinge 	RT436 
92 x 67 x 18mm(H) 3 ⁵ / ₈ " x 2 ⁵ / ₈ " x 1 ¹ / ₁₆ "(H)	120 x 60 x 48mm(H) 4 ³ / ₄ " x 2 ³ / ₈ " x 1 ⁷ / ₈ "(H)	32 x 24 x 80mm(H) 1 ¹ / ₄ " x 1 ⁵ / ₁₆ " x 3 ¹ / ₈ "(H)	91 x 77.5 x 38.5mm(H) 3 ⁵ / ₁₆ " x 3 ¹ / ₁₆ " x 1 ⁵ / ₁₆ "(H)
RT437 2 pcs tin, w/hinge 	RT438 RT302 metal coin slot RT531 metal plate hinge RT536 roll in base 	RT439 RT138 flat lid, seaming base RT147 w/ metal latch RT230 lid w/window RT272 flat lid, roll-in base, window hinge RT280 step lid, roll-in base RT339 step lid, seaming base RT510 body w/card holder 	RT440 
114 x 88 x 15mm(H) 4 ¹ / ₂ " x 3 ³ / ₁₆ " x 9 ¹ / ₁₆ "(H)	128 x 82 x 67mm(H) 5 ¹ / ₁₆ " x 3 ¹ / ₄ " x 2 ⁵ / ₈ "(H)	195 x 153 x 45mm(H) 7 ¹ / ₁₆ " x 6" x 2 ¹ / ₄ "(H)	108 x 83 x 40mm(H) 4 ¹ / ₄ " x 3 ¹ / ₄ " x 1 ⁵ / ₈ "(H)

RT441 	RT442 window size: 75mm x 59mm 	RT443 w/Hinge 	RT444 w/Hinge 
242 x 92 x 58mm(H) 9 ¹ / ₂ " x 3 ⁹ / ₁₆ " x 2 ³ / ₁₆ "(H)	230 x 120 x 34mm(H) 9 ¹ / ₁₆ " x 4 ³ / ₄ " x 1 ¹ / ₁₆ "(H)	98 x 90 x 10mm(H) 3 ⁷ / ₈ " x 3 ⁹ / ₁₆ " x 3 ⁸ / ₁₆ "(H)	71 x 51 x 165mm(H) 2 ¹³ / ₁₆ " x 2" x 6 ¹ / ₂ "(H)
RT445 w/Hinge 	RT446 	RT447 	RT448 
105 x 75 x 12mm(H) 4 ¹ / ₁₆ " x 3" x 1 ¹ / ₂ "(H)	150 x 108 x 37mm(H) 5 ⁷ / ₈ " x 4 ¹ / ₄ " x 1 ¹ / ₁₆ "(H)	77 x 46 x 89mm(H) 3" x 1 ¹³ / ₁₆ " x 3 ¹ / ₂ "(H)	124 x 82 x 195mm(H) 4 ⁷ / ₈ " x 3 ¹ / ₄ " x 7 ¹ / ₁₆ "(H)
RT449 window size: 57mm x 152mm 	RT450 	RT451 	RT452 2 pcs tin, w/hinge & body insert ring 
145 x 90 x 229mm(H) 5 ¹ / ₁₆ " x 3 ⁹ / ₁₆ " x 9"(H)	160 x 67 x 54mm(H) 6 ¹ / ₁₆ " x 2 ⁵ / ₈ " x 2 ¹ / ₈ "(H)	200 x 110 x 170mm(H) 7 ⁷ / ₈ " x 4 ⁵ / ₁₆ " x 6 ¹ / ₁₆ "(H)	110 x 79 x 18mm(H) 4 ⁵ / ₁₆ " x 3 ¹ / ₈ " x 1 ¹ / ₁₆ "(H)
RT453 w/hinge 	RT454 pinless hinge RT158 wire hinge 	RT455 w/hinge 	RT456 lid height: 13mm RT149 flat lid (lid height: 15mm) & rolled-in base RT381 flat lid (lid height: 12mm) & rolled-in base RT468 step lid (lid height: 14mm) & seaming base 
128 x 82 x 60mm(H) 5" x 3 ¹ / ₄ " x 2 ³ / ₈ "(H)	43 x 23 x 86mm(H) 1 ¹ / ₁₆ " x 1 ⁵ / ₁₆ " x 3 ³ / ₈ "(H)	245 x 145 x 12mm(H) 9 ⁵ / ₈ " x 5 ¹ / ₁₆ " x 1 ¹ / ₂ "(H)	295 x 100 x 75mm(H) 11 ⁵ / ₈ " x 3 ³ / ₁₆ " x 2 ⁵ / ₁₆ "(H)
RT457 	RT458 w/hinge 	RT459 2 pcs tin, window size: 190mm x 48mm 	RT460 
145 x 105 x 295mm(H) 5 ¹ / ₁₆ " x 4 ¹ / ₈ " x 11 ⁵ / ₈ "(H)	80 x 62 x 164mm(H) 3 ¹ / ₈ " x 2 ¹ / ₁₆ " x 6 ¹ / ₁₆ "(H)	216 x 145 x 22mm(H) 8 ¹ / ₂ " x 5 ¹ / ₁₆ " x 7 ⁸ / ₁₆ "(H)	177 x 157 x 82mm(H) 6 ⁵ / ₁₆ " x 6 ³ / ₁₆ " x 3 ¹ / ₄ "(H)





















RT461 window size: 80mm x 55mm (PVC window) 	RT462 C 	RT463 2 pcs tin, w/hinge & body insert ring 	RT464 window size: 97mm x 136mm (PVC window), lid w/tin ring 
AEH: 30mm, 35mm 120 x 95 x 49mm(H) 4 ¹ / ₁₆ " x 3 ³ / ₄ " x 1 ⁵ / ₁₆ "(H)	180 x 123 x 225mm(H) 7 ¹ / ₁₆ " x 4 ¹ / ₈ " x 8 ⁷ / ₈ "(H)	94 x 54 x 15mm(H) 3 ¹ / ₁₆ " x 2 ¹ / ₈ " x 3 ¹ / ₈ "(H)	169 x 130 x 76mm(H) 6 ⁵ / ₈ " x 5 ¹ / ₈ " x 3"(H)
RT465 window size: 60mm x 40mm RT145 body w/o window RT338 body w/o window & bottom w/oral embossing 	RT466 	RT467 flat lid RT387 flat lid 	RT468 lid height: 14mm RT149 flat lid (lid height: 15mm) & rolled-in base RT381 flat lid (lid height: 12mm) & rolled-in base RT456 step lid (lid height: 13mm) & seaming base 
AEH: 35mm 95 x 59 x 118mm(H) 3 ³ / ₄ " x 2 ⁵ / ₁₆ " x 4 ⁵ / ₈ "(H)	121 x 51 x 20mm(H) 4 ³ / ₄ " x 2" x 1 ³ / ₁₆ "(H)	200 x 85 x 138mm(H) 7 ⁷ / ₈ " x 3 ³ / ₈ " x 5 ⁷ / ₁₆ "(H)	295 x 100 x 78mm(H) 11 ⁵ / ₈ " x 3 ¹ / ₁₆ " x 3 ¹ / ₁₆ "(H)
RT469 C 	RT470 w/hinge 	RT471 2 pcs tin, w/hinge 	RT472 C 
152 x 90 x 28mm(H) 6" x 3 ⁹ / ₁₆ " x 1 ¹ / ₁₆ "(H)	190 x 114 x 52mm(H) 7 ¹ / ₂ " x 4 ¹ / ₂ " x 2"(H)	180.7 x 73.7 x 19.3mm(H) 7 ¹ / ₈ " x 2 ⁷ / ₈ " x 3 ⁴ / ₄ "(H)	59.5 x 29.5 x 92mm(H) 2 ⁹ / ₁₆ " x 1 ¹ / ₁₆ " x 3 ⁵ / ₈ "(H)
RT473 window size: 104mm x 69mm (PVC window) 	RT474 w/hinge & 6 Compartments 	RT475 w/hinge 	RT476 
126 x 91 x 41mm(H) 4 ⁹ / ₁₆ " x 3 ⁹ / ₁₆ " x 1 ⁵ / ₈ "(H)	203 x 157 x 69.5mm(H) 8" x 6 ³ / ₁₆ " x 2 ³ / ₄ "(H)	200 x 108 x 281mm(H) 7 ⁷ / ₈ " x 4 ¹ / ₄ " x 11 ¹ / ₁₆ "(H)	100 x 80 x 193mm(H) 3 ¹⁵ / ₁₆ " x 3 ¹ / ₈ " x 7 ⁵ / ₈ "(H)
RT477 2 pcs tin, w/hinge C 	RT478 2 pcs tin C 	RT479 w/hinge 	RT480 C 
145x 93 x 27 mm(H) 5 ¹ / ₁₆ " x 3 ¹ / ₁₆ " x 1 ¹ / ₁₆ "(H)	108x 105 x 26 mm(H) 4 ¹ / ₄ " x 4 ¹ / ₈ " x 1"(H)	174x 131 x 63 mm(H) 6 ⁷ / ₈ " x 5 ³ / ₁₆ " x 2 ¹ / ₂ "(H)	245x 73 x 40 mm(H) 9 ⁵ / ₁₆ " x 2 ⁷ / ₈ " x 1 ⁵ / ₁₆ "(H)





















RT481 RT106 w/handle, metal latch & window RT155 lid w/ window, w/o handle RT184 flat lid, w/o handle & window RT349 w/plastic handle & metal latch, w/o window 	RT482 C 	RT483 lid insert ring 	RT484 w/metal plate hinge 
170 x 107 x 200mm(H) 6 ¹ / ₁₆ " x 4 ⁹ / ₁₆ " x 7 ⁷ / ₈ "(H)	116 x 108 x 102mm(H) 4 ⁹ / ₁₆ " x 4 ¹ / ₄ " x 4"(H)	300 x 140 x 56mm(H) 11 ¹ / ₁₆ " x 5 ¹ / ₂ " x 2 ³ / ₁₆ "(H)	85 x 60 x 32mm(H) 3 ³ / ₈ " x 2 ³ / ₈ " x 1 ¹ / ₄ "(H)
RT485 C 	RT486 RT389 lid w/o knob 	RT487 RT198 lid w/o knob 	RT488 2 pcs tin RT212 w/o knob & hinge 
210 x 149 x 56mm(H) 8 ¹ / ₄ " x 5 ⁷ / ₈ " x 2 ³ / ₁₆ "(H)	105 x 60 x 150mm(H) 4 ¹ / ₈ " x 2 ³ / ₈ " x 5 ⁷ / ₈ "(H)	140 x 85 x 210mm(H) 5 ¹ / ₂ " x 3 ³ / ₈ " x 8 ¹ / ₄ "(H)	110 x 62 x 13mm(H) 4 ⁵ / ₁₆ " x 2 ⁷ / ₁₆ " x 1 ¹ / ₂ "(H)
RT489 2 pcs tin C 	RT490 2 pcs tin, body w/insert ring C 	RT491 2 pcs tin 	RT492 2 pcs tin C 
61.5 x 49.5 x 13mm(H) 2 ⁷ / ₁₆ " x 1 ¹⁵ / ₁₆ " x 1 ¹ / ₂ "(H)	320 x 235 x 40mm(H) 4 ³ / ₈ " x 9 ¹ / ₄ " x 1 ¹ / ₁₆ "(H)	111 x 73 x 18mm(H) 4 ³ / ₈ " x 2 ⁷ / ₈ " x 1 ¹ / ₁₆ "(H)	80 x 50 x 12mm(H) 3 ¹ / ₈ " x 1 ¹⁵ / ₁₆ " x 1 ¹ / ₂ "(H)
RT493 window size: 270mm x 225mm RT265 lid w/o window & handle 	RT494 	RT495 lid w/insert ring C 	RT496 RT105 body w/o wheel RT111 w/4 wheels on body (dia. 46.5mm) RT524 step lid & seaming base RT537 step lid & rolled in base RT543 w/4 wheel on body (dia. 32mm) 
330 x 279 x 95mm(H) 13" x 11" x 3 ³ / ₄ "(H)	240 x 100 x 213mm(H) 9 ⁷ / ₁₆ " x 3 ¹⁵ / ₁₆ " x 8 ³ / ₈ "(H)	230 x 155 x 55mm(H) 9 ¹ / ₁₆ " x 6 ¹ / ₈ " x 2 ³ / ₁₆ "(H)	121 x 77 x 84mm(H) 4 ³ / ₄ " x 3 ¹ / ₁₆ " x 3 ⁵ / ₁₆ "(H)
RT497 C 	RT498 2 pcs tin, w/hinge 	RT499 body w/insert ring 	RT500 lid w/insert ring RT160 different lid 
154 x 84 x 54mm(H) 6 ¹ / ₁₆ " x 3 ⁹ / ₁₆ " x 2 ¹ / ₈ "(H)	97 x 61 x 20mm(H) 3 ¹ / ₁₆ " x 2 ³ / ₈ " x 1 ¹ / ₁₆ "(H)	110 x 100 x 21mm(H) 4 ⁵ / ₁₆ " x 3 ⁹ / ₁₆ " x 1 ¹ / ₁₆ "(H)	186 x 130 x 110mm(H) 7 ⁵ / ₁₆ " x 5 ¹ / ₈ " x 4 ⁵ / ₁₆ "(H)

RT501  185 x 125 x 48mm(H) 7 ¹ / ₁₆ " x 4 ¹⁵ / ₁₆ " x 1 ⁷ / ₈ "(H)	RT502 2 pcs tin RT207 same lid & recess body  157 x 110 x 23mm(H) 6 ³ / ₁₆ " x 4 ⁹ / ₁₆ " x 1 ¹ / ₈ "(H)	RT503 2 pcs tin, w/hinge  237 x 185 x 13mm(H) 9 ⁹ / ₁₆ " x 7 ⁹ / ₁₆ " x 3 ⁴ / ₄ "(H)	RT504 2 pcs tin, w/hinge  185 x 142 x 14mm(H) 7 ⁹ / ₁₆ " x 5 ⁹ / ₁₆ " x 9 ¹ / ₁₆ "(H)
RT505 w/hinge  185 x 126 x 13mm(H) 7 ⁹ / ₁₆ " x 4 ¹⁵ / ₁₆ " x 3 ⁴ / ₄ "(H)	RT506 RT261 roll-in base RT544 w/door hinge & metal latch  AEH - 45mm, 48mm 340 x 257 x 61mm(H) 13 ³ / ₈ " x 10 ¹ / ₈ " x 2 ³ / ₈ "(H)	RT507 RT429 body w/o card holder  266 x 201 x 120mm(H) 10 ¹ / ₂ " x 7 ⁹ / ₁₆ " x 4 ⁹ / ₄ "(H)	RT508 lid height: 15mm RT214 body w/o card holder RT374 body w/o card holder, lid different step: 13mm(F) RT312 roll-in base  243 x 182 x 102mm(H) 9 ⁹ / ₁₆ " x 7 ⁹ / ₁₆ " x 4"(H)
RT509 RT136 roll-in base RT234 body w/o card holder RT264 lid w/window  229 x 166 x 85mm(H) 9" x 6 ⁹ / ₁₆ " x 3 ³ / ₈ "(H)	RT510 RT138 flat lid, seaming base RT147 w/ metal latch RT239 lid w/window RT272 flat lid, roll-in base, window hinge RT280 step lid, roll-in base RT338 step lid, seaming base RT439 flat lid, roll-in base, w/o hinge  195 x 153 x 75mm(H) 7 ¹ / ₁₆ " x 6" x 2 ¹⁵ / ₁₆ "(H)	RT511 RT160 step lid & seaming base, body w/o window RT297 w/metal latch, roll-in base RT383 body w/window, roll-in base RT396 roll-in lid, seaming base RT407 metal plate hinge RT319 w/metal latch, plastic handle, roll in base RT348 step lid, roll in base  186 x 132 x 73mm(H) 7 ⁹ / ₁₆ " x 5 ³ / ₁₆ " x 2 ⁷ / ₈ "(H)	RT512 lid height: 14.8mm RT214 lid different step & height(15mm) RT297 w/metal latch, roll-in base RT374 lid different height(13mm), seaming base RT308 lid different step: 15mm(F), body w/card holder  241 x 184 x 66.5mm(H) 9 ¹ / ₂ " x 7 ¹ / ₄ " x 2 ⁵ / ₈ "(H)
RT513 2 pcs tin  Side View 80 x 71 x 14mm(H) 3 ¹ / ₈ " x 2 ¹³ / ₁₆ " x 9 ¹ / ₁₆ "(H)	RT514 w/hinge AEH: 30mm  145.5 x 93 x 37mm(H) 5 ¹ / ₁₆ " x 3 ¹ / ₁₆ " x 1 ⁷ / ₁₆ "(H)	RT515  274 x 195 x 73mm(H) 10 ¹ / ₁₆ " x 7 ¹ / ₂ " x 2 ⁷ / ₈ "(H)	RT516 2 pcs tin RT363 lid different  124 x 88 x 55mm(H) 4 ⁷ / ₈ " x 3 ⁷ / ₁₆ " x 2 ³ / ₁₆ "(H)
RT517 2 pcs tin, w/hinge  182 x 54 x 17mm(H) 7 ⁹ / ₁₆ " x 2 ¹ / ₁₆ " x 1 ¹ / ₁₆ "(H)	RT518 window size: 125mm x 97mm (PVC window)  185 x 157 x 52mm(H) 7 ⁹ / ₁₆ " x 6 ³ / ₁₆ " x 2 ¹ / ₁₆ "(H)	RT519 RT160 step lid & seaming base, body w/o window RT297 w/metal latch, roll-in base RT383 body w/window, roll-in base RT396 roll-in lid, seaming base RT407 metal plate hinge RT311 w/metal latch, plastic handle, seaming base RT348 step lid, roll in base  186 x 132 x 73mm(H) 7 ⁹ / ₁₆ " x 5 ³ / ₁₆ " x 2 ⁷ / ₈ "(H)	RT520  184 x 92 x 168mm(H) 7 ¹ / ₄ " x 3 ³ / ₈ " x 6 ⁵ / ₈ "(H)

RT521 lid w/tin ring RT361 different base  Base side View 130 x 99 x 40mm(H) 5 ¹ / ₈ " x 3 ⁷ / ₈ " x 1 ⁵ / ₈ "(H)	RT522  255 x 129 x 228mm(H) 10 ¹ / ₁₆ " x 5 ¹ / ₁₆ " x 9"(H)	RT523  210 x 200 x 150mm(H) 8 ¹ / ₄ " x 7 ⁷ / ₈ " x 5 ⁷ / ₈ "(H)	RT524 RT105 body w/o wheel RT111 w/4 wheels on body (dia. 46.5mm) RT496 widens lid & coin slot RT337 step lid & rolled in base RT543 w/4 wheel on body (dia. 32mm)  121 x 77 x 71.5mm(H) 4 ⁹ / ₄ " x 3" x 2 ¹³ / ₁₆ "(H)
RT525  139 x 67 x 54 mm(H) 5 ¹ / ₂ " x 2 ⁵ / ₈ " x 2 ¹ / ₈ "(H)	RT526 w/metal plate+pin hinge RT247 window hinge RT409 metal plate hinge  84 x 30 x 140mm(H) 3 ⁵ / ₁₆ " x 1 ³ / ₁₆ " x 5 ¹ / ₂ "(H)	RT527  248 x 168 x 80mm(H) 9 ³ / ₄ " x 6 ⁵ / ₈ " x 3 ¹ / ₈ "(H)	RT528 2 pcs tin  102 x 81 x 25mm(H) 4" x 3 ³ / ₁₆ " x 1"(H)
RT529 RT398 roll-in base  32 x 22 x 80mm(H) 1 ¹ / ₄ " x 1 ¹ / ₈ " x 3 ¹ / ₈ "(H)	RT530 RT213 w/plastic handle & metal latch, seaming base RT315 w/plastic handle & metal latch, roll-in base  188 x 135 x 65mm(H) 7 ⁹ / ₁₆ " x 5 ⁹ / ₁₆ " x 2 ⁹ / ₁₆ "(H)	RT531 metal plate hinge RT302 metal coin slot RT438 wire hinge RT356 roll in base plastic  128 x 84 x 67mm(H) 5 ¹ / ₁₆ " x 3 ⁹ / ₁₆ " x 2 ⁵ / ₈ "(H)	RT532 metal plate hinge RT323 wire hinge lid & 6 wheels RT390 w/6 wheels  202 x 112 x 123mm(H) 7 ⁹ / ₁₆ " x 4 ¹ / ₁₆ " x 4 ¹³ / ₁₆ "(H)
RT533 window size: 215mm x 177mm RT189 lid w/o window  275 x 237 x 57mm(H) 10 ¹³ / ₁₆ " x 9 ⁹ / ₁₆ " x 2 ¹ / ₄ "(H)	RT534 w/metal plate hinge RT319 window hinge lid RT539 5mm deep base  Bottom: 2mm deep 72 x 25 x 92mm(H) 2 ¹³ / ₁₆ " x 1" x 3 ⁵ / ₈ "(H)	RT535 w/wire Hinge  225 x 182 x 55mm(H) 8 ⁷ / ₈ " x 7 ⁹ / ₁₆ " x 2 ⁹ / ₁₆ "(H)	RT536 w/metal plate hinge RT118 step lid, seaming base RT237 flat lid, seaming base RT246 flat lid, rolled in base, window hinge RT404 lid w/window (size: 112 x 82mm) RT411 flat lid, rolled in base, metal plate hinge RT426 lid w/window (size: 100 x 60mm)  140 x 102 x 53mm(H) 5 ¹ / ₂ " x 4" x 2 ¹ / ₁₆ "(H)
RT537 RT105 body w/o wheel RT111 w/4 wheels on body (dia. 46.5mm) RT496 widens lid & coin slot RT234 step lid & seaming base RT543 w/4 wheel on body (dia. 32mm)  122 x 77 x 68.5mm(H) 4 ¹³ / ₁₆ " x 3" x 2 ¹¹ / ₁₆ "(H)	RT538 w/plastic insert  47.6 x 15.7 x 61mm(H) 1 ⁷ / ₈ " x 5 ⁷ / ₈ " x 2 ³ / ₈ "(H)	RT539 w/metal plate hinge RT319 window hinge lid RT334 2mm deep base  Bottom: 5mm deep 72 x 25 x 84mm(H) 2 ¹³ / ₁₆ " x 1" x 3 ⁵ / ₁₆ "(H)	RT540 w/hinge  70 x 38 x 19mm(H) 2 ⁹ / ₄ " x 1 ¹ / ₂ " x 3 ⁴ / ₄ "(H)








RT541 2 pes tin, w/metal plate hinge  RT188 lid rolled-in 157 x 127 x 25mm(H) 6 1/8" x 5" x 1"(H)	RT542 w/window hinge window size: 130mm x 25mm  RT105 body w/o wheel RT111 w/4 wheels on body (dia. 46.5mm) RT490 widomsa lid & coin slot RT524 step lid RT537 step lid & rolled in base 180 x 69.5 x 159mm(H) 7 1/16" x 2 3/4" x 6 1/4"(H)	RT543 wheel Dia. 32mm  RT105 body w/o wheel RT111 w/4 wheels on body (dia. 46.5mm) RT490 widomsa lid & coin slot RT524 step lid RT537 step lid & rolled in base 121 x 77 x 87mm(H) 4 3/4" x 3" x 3 1/8"(H)	RT544 w/door hinge  RT261 rolled-in base w/ hinge & latch RT306 w/ hinge & latch AEH: 70mm 340 x 257 x 130mm(H) 13 3/8" x 10 1/8" x 5 1/8"(H)
RT545 w/metal plate hinge  RT532 w/4 metal wheels RT390 w/6 metal wheels RT329 wire hinge lid RT323 wire hinge lid w/6 metal wheels 200 x 110 x 123 mm(H) 7 7/8" x 4 5/16" x 4 13/16"(H)	RT546 lid w/HDPE plastic ring  102 x 77 x 155mm(H) 4" x 3" x 6 1/8"(H)	RT547 Window 65x50mm  RT171 lid w/o window AEH: 18mm, 38mm 100 x 72 x 24mm(H) 3 15/16" x 2 13/16" x 1 5/16"(H)	RT548 Rolled-in base  RT160 seaming base RT297 window hinge w/metal latch, RT383 body w/window, seaming base RT407 metal plate hinge w/metal latch RT511 seaming base window hinge w/metal latch, plastic handle, RT519 window hinge w/metal latch, plastic handle, 186 x 132 x 38mm(H) 7 5/16" x 5 3/16" x 1 1/2"(H)
RT549  RT103 Step lid AEH: 38mm 121 x 69 x 20mm(H) 4 3/4" x 2 11/16" x 1 9/16"(H)	RT550 plastic handle same as RT527 metal plate hinge  RT133 plastic handle different AEH: 79mm 195 x 153 x 88mm(H) 7 11/16" x 6" x 3 1/16"(H)	RT551 w/window hinge  RT258 Plug-in Lid 97 x 40 x 140mm(H) 3 3/16" x 1 9/16" x 5 1/2"(H)	RT552 2 pes tin, w/window hinge  110 x 88.5 x 19mm(H) 4 5/16" x 3 1/2" x 3/4"(H)
RT553 w/window hinge  RT234 w/o handle & metal latch RT343 handle different AEH: 87mm 229 x 166 x 50mm(H) 9" x 6 9/16" x 1 15/16"(H)	RT554 body w/insert ring  138 x 96 x 22mm(H) 5 1/16" x 3 3/4" x 7/8"(H)	RT555 w/APET window window size: 122mm x 82mm  RT118 step lid, seaming base RT237 flat lid, seaming base RT346 flat lid, rolled in base, window hinge RT404 seaming base, lid w/window RT536 step lid & metal plate hinge RT546 flat lid, window hinge RT411 flat lid, metal plate hinge AEH: 35, 38, 51,mm 142 x 102 x 28mm(H) 5 9/16" x 4" x 1 1/8"(H)	RT556 metal plate hinge  RT302 metal coin slot, seaming base RT438 wire hinge, seaming base RT331 seaming base plastic 78mm lid height 25mm body height 67mm 128 x 84 x 78mm(H) 5 1/16" x 3 9/16" x 3 1/16"(H)
RT557  AEH: 28, 31, 35, 40, 51mm 98 x 69 x 8mm(H) 3 7/8" x 2 3/4" x 3/8"(H)	RT558 w/window hinge  RT118 step lid, seaming base RT237 flat lid, seaming base RT346 flat lid, rolled in base, window hinge RT404 lid w/window (size: 112 x 82mm) RT411 flat lid, rolled in base, metal plate hinge RT526 lid w/window (size: 100 x 65mm) RT536 metal plate hinge AEH: 28, 31, 35, 40, 51mm 140 x 102 x 38mm(H) 5 1/2" x 4" x 1 1/2"(H)	RT559 w/plastic insert  47 x 15 x 60mm(H) 1 7/8" x 9/16" x 2 3/8"(H)	RT560 3 pes slide tin  115 x 35 x 23mm(H) 4 1/8" x 1 5/16" x 7/8"(H)





















RT561 w/wire hinge  RT303 w/window hinge AEH: 32mm 85 x 60 x 37 mm(H) 3 3/8" x 2 3/8" x 1 1/4"(H)	RT562  Lid height 16mm body height 33mm 143 x 103 x 39mm(H) 5 5/8" x 4 1/16" x 1 9/16"(H)	RT563 w/metal plate hinge 3 pes tin  97 x 62 x 22mm(H) 3 19/16" x 2 1/16" x 7/8"(H)	RT564 w/window hinge handle same as RT343  RT136 w/o handle, hinge & metal latch RT234 seaming base RT364 lid w/window, seaming base RT509 body w/coin holder, seaming base 229 x 167 x 48mm(H) 9" x 6 9/16" x 1 7/8"(H)
RT565 w/wire hinge body w/ring  155 x 105 x 32mm(H) 6 1/8" x 4 1/8" x 1 1/4"(H)	RT566 w/window hinge  body 262x50mm 266 x 54 x 40mm(H) 10 1/2" x 2 1/8" x 1 9/16"(H)	RT567 w/ PVC window 129 x 35 mm  RT294 w/o window 159 x 65 x 35mm(H) 6 1/4" x 2 5/16" x 1 3/8"(H)	RT568  127 x 102 x 118mm(H) 5" x 4" x 5/8"(H)
RT569 w/window hinge 2 pes tin  RT488 same size but 13mm(H) 110 x 62 x 16mm(H) 4 5/16" x 2 1/8" x 5/8"(H)	RT570 w/wire hinge 2 pes tin  RT135 w/window hinge 212 x 80 x 25mm(H) 8 3/8" x 3 9/16" x 1"(H)	RT571 w/window hinge  263 x 140 x 34mm(H) 10 3/8" x 5 1/2" x 1 9/16"(H)	RT572 w/APET window 143 x 31 mm  285 x 84 x 99mm(H) 11 1/4" x 3 9/16" x 3 15/16"(H)
RT573 lid w/insert ring  RT515 lid w/insert ring 275 x 196 x 61.5mm(H) 10 3/16" x 7 3/4" x 2 1/8"(H)	RT574 lid w/insert ring  Body height 70mm 272 x 182 x 83mm(H) 10 11/16" x 7 9/16" x 3 1/4"(H)	RT575 2pes Slider tin  115 x 112 x 26mm(H) 4 1/2" x 4 1/16" x 1 1/16"(H)	RT576 2pes Slider tin  149 x 54 x 23mm(H) 5 7/16" x 2 1/8" x 1 9/16"(H)
RT577 wire hinge lid body w/insert ring  146 x 63 x 21mm(H) 5 3/8" x 2 9/16" x 1 3/16"(H)	RT578  Body height 35mm 170 x 73 x 57mm(H) 6 11/16" x 2 13/16" x 2 1/8"(H)	RT579 wire hinge lid  RT159 w/4 dents on lid RT120 w/dents and window RT379 w/dents and inner tray 182 x 99 x 15mm(H) 7 1/16" x 3 3/4" x 9/16"(H)	RT580 window size 270x225mm w/roll in base  AEH: 70 mm RT493 w/hinge, handle, and latch RT265 no window seaming base RT594 window size different 330 x 279 x 93mm(H) 13" x 11" x 3 11/16"(H)

RT581 window size 180x120mm RT290 seaming base  264 × 181 × 83.5mm(H) 10 ⁹ / ₁₆ " × 7 ¹ / ₁₆ " × 3 ³ / ₁₆ "(H)	RT582 body w/lip ring  Body height 30mm 236.5 × 125.5 × 44mm(H) 9 ⁵ / ₁₆ " × 4 ¹⁵ / ₁₆ " × 1 ¹ / ₂ "(H)	RT583 lid w/insert ring  Body height 72mm 362 × 182 × 83.5mm(H) 14 ¹ / ₁₆ " × 7 ³ / ₁₆ " × 3 ³ / ₁₆ "(H)	RT584 window size 160x60mm wire hinge lid RT342 lid w/o window RT370 body w/in tray  210 × 88 × 37mm(H) 8 ¹ / ₁₆ " × 3 ³ / ₁₆ " × 1 ¹ / ₁₆ "(H)
RT585 window size 223x185mm RT333 w/different window RT189 w/o window  AEH : 57mm 275 × 237 × 70mm(H) 10 ¹ / ₄ " × 9 ⁵ / ₁₆ " × 2 ¹ / ₂ "(H)	RT586 PVC window size 90x75mm wire hinge RT224 lid w/o window  205 × 120 × 15mm(H) 8 ¹ / ₁₆ " × 4 ¹ / ₁₆ " × 9 ¹⁶ / ₁₆ "(H)	RT587 RT184 seaming base RT611 step lid RT620 step lid, w/window hinge  170 × 107 × 40mm(H) 6 ¹ / ₁₆ " × 4 ³ / ₁₆ " × 1 ⁹ / ₁₆ "(H)	RT588 RT451 different lid  AEH : 140mm 200 × 110 × 176mm(H) 7 ¹ / ₁₆ " × 4 ⁹ / ₁₆ " × 6 ¹⁵ / ₁₆ "(H)
RT589 RT480 rolled-in lid  245 × 72 × 40mm(H) 9 ⁵ / ₁₆ " × 2 ¹³ / ₁₆ " × 1 ⁹ / ₁₆ "(H)	RT590 window size 57x152mm RT449 different base  145 × 90 × 254mm(H) 5 ¹ / ₁₆ " × 3 ⁹ / ₁₆ " × 10"(H)	RT591 slider tin  73 × 45 × 17mm(H) 2 ¹ / ₁₆ " × 1 ¹ / ₂ " × 1 ¹ / ₁₆ "(H)	RT592 Total height 55mm  190 × 135 × 55mm(H) 7 ⁹ / ₁₆ " × 5 ⁵ / ₁₆ " × 2 ³ / ₁₆ "(H)
RT593 w /3 window hinge RT116 whinge RT301 lid w/ window whinge  190 × 115 × 48mm(H) 7 ⁷ / ₁₆ " × 4 ³ / ₁₆ " × 1 ¹ / ₄ "(H)	RT594 window size 270x210mm RT580 window size different RT265 no window seaming base RT493 w/ hinge handle and latch, different size window RT612 lid w/o window  AEH : 93mm 330 × 279 × 70mm(H) 13" × 11" × 2 ¹ / ₂ "(H)	RT595 window hinge RT459 lid w/ window  216 × 145 × 22mm(H) 8 ⁸ / ₁₆ " × 5 ¹ / ₁₆ " × 1 ⁴ / ₁₆ "(H)	RT596 wire hinge body w/insert ring  124 × 78 × 21mm(H) 4 ¹ / ₁₆ " × 3 ¹ / ₁₆ " × 1 ³ / ₁₆ "(H)
RT597 wire hinge body w/insert ring  138 × 86 × 23mm(H) 5 ¹ / ₁₆ " × 3 ⁹ / ₁₆ " × 1 ⁴ / ₁₆ "(H)	RT598  217 × 117 × 47mm(H) 8 ⁹ / ₁₆ " × 4 ¹⁹ / ₁₆ " × 1 ¹ / ₄ "(H)	RT599 w / window hinge RT151 flat lid  110 × 81 × 25mm(H) 4 ⁹ / ₁₆ " × 3 ³ / ₁₆ " × 1"(H)	RT600 height 20mm height 127mm  160 × 121 × 127mm(H) 6 ³ / ₁₆ " × 8 ⁹ / ₁₆ " × 5"(H)

RT601 w/window hinge RT133 handle different RT550metal hinge, handle different  AEH : 83, 88 mm 195 × 153 × 79mm(H) 7 ¹ / ₁₆ " × 6" × 3 ³ / ₁₆ "(H)	RT602 w/window hinge RT261 no handle & latch, no hinge RT506 seaming base, no handle & latch  AEH : 69 mm 340 × 257 × 45mm(H) 13 ³ / ₈ " × 10 ¹ / ₈ " × 1 ³ / ₄ "(H)	RT603  111 × 91 × 170mm(H) 4 ³ / ₈ " × 3 ⁹ / ₁₆ " × 6 ¹ / ₁₆ "(H)	RT604 w/window hinge AEPT window size: 150x35mm RT387 flat lid w/o window & hinge RT467 no window & hinge  AEH : 30, 33, 138, 165 mm 200 × 85 × 39.5mm(H) 7 ⁷ / ₈ " × 3 ³ / ₈ " × 1 ⁹ / ₁₆ "(H)
RT605 step lid  189 × 112 × 57mm(H) 7 ¹ / ₁₆ " × 4 ¹ / ₁₆ " × 2 ¹ / ₄ "(H)	RT606 body w/metal ring & wire hinge  88 × 69 × 25mm(H) 3 ¹ / ₁₆ " × 2 ¹ / ₁₆ " × 1"(H)	RT607 body w/metal ring & wire hinge  125 × 69 × 25mm(H) 4 ¹ / ₁₆ " × 2 ¹ / ₁₆ " × 1"(H)	RT608 RT146 step lid, rolled-in base  280 × 177 × 32mm(H) 11" × 6 ¹⁵ / ₁₆ " × 1 ¹ / ₄ "(H)
RT609 body w/lip ring RT614 body different (body recessed)  239.5 × 70 × 40mm(H) 9 ⁷ / ₁₆ " × 2 ³ / ₄ " × 1 ⁹ / ₁₆ "(H)	RT610  266 × 199 × 80mm(H) 10 ¹ / ₂ " × 7 ¹³ / ₁₆ " × 3 ¹ / ₈ "(H)	RT611 step lid RT481 seaming base RT587 flat lid RT620 w/window hinge  170 × 107 × 40mm(H) 6 ¹ / ₁₆ " × 4 ³ / ₁₆ " × 1 ⁹ / ₁₆ "(H)	RT612 RT580, RT594 lid w/different size window RT265 seaming base RT493 seaming base, w/window hinge & window  AEH : 93 mm 330 × 279 × 70mm(H) 13" × 11" × 2 ³ / ₄ "(H)
RT613 slider tin  124.5 × 101 × 35mm(H) 4 ⁷ / ₈ " × 4" × 1 ³ / ₈ "(H)	RT614 recess body RT609 body different (body w/lip ring)  239.5 × 70 × 138mm(H) 9 ⁷ / ₁₆ " × 2 ³ / ₄ " × 5 ¹ / ₁₆ "(H)	RT615 w/metal plate hinge 2pc tin RT135 w/window hinge RT153 w/window hinge & body tray RT570 w/wire hinge  210 × 80 × 25mm(H) 8 ¹ / ₄ " × 3 ¹ / ₈ " × 1"(H)	RT616 w/metal plate hinge RT340 lid different, no hinge, handle, latch & wheels  230.5 × 120.5 × 129mm(H) 9 ¹ / ₁₆ " × 4 ³ / ₄ " × 5 ¹ / ₁₆ "(H)
RT617  Lid height 25mm 213.5 × 155.5 × 51mm(H) 8 ³ / ₈ " × 6 ¹ / ₈ " × 2"(H)	RT618 w/window hinge ribbon attached RT460 no hinge, no ribbon attached RT625 flat lid w/3 windows & no hinge  177 × 157 × 82mm(H) 6 ¹⁵ / ₁₆ " × 6 ³ / ₁₆ " × 3 ¹ / ₄ "(H)	RT619 w/wire hinge w/metal ring  114 × 87 × 23mm(H) 4 ¹ / ₂ " × 3 ⁷ / ₁₆ " × 1 ¹ / ₈ "(H)	RT620 w/window hinge RT611 no hinge RT387 flat lid no hinge RT481 seaming base no hinge  170 × 107 × 40mm(H) 6 ¹ / ₁₆ " × 4 ³ / ₁₆ " × 1 ⁹ / ₁₆ "(H)

RT621 w/wire hinge recess body C  270 × 160 × 82mm(H) 10 9/16" × 6 9/16" × 3 1/4" (H)	RT622 w/window hinge RT561 w/wire hinge RT494 no handle & latch RT303 w/metal hinge  AEH: 32 mm 85 × 60 × 37mm(H) 3 3/8" × 2 3/8" × 1 1/2" (H)	RT623 lid w/plastic insert RT568 lid different C  Body height 118mm AEH: 118 mm 127 × 102 × 195mm(H) 5" × 4" × 7 1/4" (H)	RT624 RT298 w/metal hinge-pins, handle & latch  AEH: 172 mm 254 × 76 × 60mm(H) 10" × 3" × 2 3/8" (H)
RT625 flat lid w/3 windows window size 20,30,50mm RT469 lid different RT618 lid different w/hinge & ribbon attached C  178 × 157 × 82mm(H) 7" × 6 1/8" × 3 1/8" (H)	RT626 2pc tin  178 × 63.5 × 28mm(H) 7" × 2 1/2" × 1 1/8" (H)	RT627 RT397 lid & bottom different  232 × 162 × 68mm(H) 9 1/8" × 6 3/8" × 2 1/4" (H)	RT628 RT564 handle different RT136 w/o handle & latch  AEH: 48 mm 229 × 167 × 80mm(H) 9" × 6 9/16" × 3 1/8" (H)
RT629 RT469 lid different  AEH: 28 mm 156 × 94 × 38mm(H) 6 1/8" × 3 1/4" × 1 1/2" (H)	RT630 Slider Tin  36.5 × 22.5 × 6.5mm(H) 1 1/4" × 7/8" × 1/4" (H)	RT631 w/metal plate hinge RT469 lid different w/3 metal wheels RT340 lid different w/o wheels  230.5 × 120.5 × 143mm(H) 9 1/16" × 4 9/4" × 5 9/8" (H)	RT632 C  109.5 × 84.5 × 15mm(H) 4 9/16" × 3 3/8" × 0 9/16" (H)
RT633 C  164 × 86 × 23mm(H) 6 1/8" × 3 3/8" × 1/8" (H)	RT634 Body height 76mm  248 × 165 × 84mm(H) 9 9/4" × 6 1/2" × 3 3/8" (H)	RT635 RT631 w/wheels handle different  43mm 230 × 120 × 143mm(H) 9 1/16" × 4 9/4" × 5 9/8" (H)	RT636 RT416 lid different  182 × 128 × 69mm(H) 7 3/16" × 5 1/16" × 2 1/4" (H)
RT637 handle same as RT631  248 × 168 × 80mm(H) 9 9/4" × 6 5/8" × 3 1/8" (H)	RT638 RT206 w/wheels & plastic parts, lid different  95 × 70 × 75mm(H) 3 3/4" × 2 9/4" × 2 1/4" (H)	RT639 Slider Tin  117 × 90 × 23.5mm(H) 4 9/8" × 3 9/16" × 1/8" (H)	RT640 Slider Tin  122 × 76 × 28.5mm(H) 4 13/16" × 3" × 1 1/8" (H)

RT641 Slider Tin  97 × 61 × 6mm(H) 3 13/16" × 2 3/8" × 1/4" (H)	RT642 RT548 lid different  AEH: 50mm 190 × 136 × 38mm(H) 7 1/2" × 5 3/8" × 1 1/2" (H)	RT643 recess body C  155 × 95 × 77mm(H) 6 1/8" × 3 3/4" × 3 1/8" (H)	RT644 APET window size: 312x132mm RT583 w/o window  362 × 182 × 83mm(H) 14 1/4" × 7 1/8" × 3 1/4" (H)
RT645 Window hinge C  210 × 155 × 17mm(H) 8 1/4" × 6 1/8" × 1 1/8" (H)	RT646 Card holder 70x33 RT415 w/o card holder C  AEH: 50mm 158 × 110 × 127mm(H) 6 1/4" × 4 9/16" × 5" (H)	RT647 C  194 × 129 × 83mm(H) 7 5/8" × 5 1/8" × 3 1/4" (H)	RT648 2pc tin recess body C  147 × 78 × 20mm(H) 5 13/16" × 3 1/16" × 1 3/16" (H)
RT649 2pc tin  145 × 62 × 13mm(H) 5 1/16" × 2 7/16" × 1/2" (H)	RT650 w/metal plate hinge  240 × 170 × 140mm(H) 9 1/16" × 6 1/16" × 5 1/2" (H)	RT651 w/3 window hinge C  328 × 88 × 77mm(H) 12 15/16" × 3 7/16" × 3 1/16" (H)	RT652 2pc tin C  199 × 59 × 14mm(H) 7 13/16" × 2 3/16" × 9/16" (H)
RT653 lid w/plastic insert  86 × 27 × 159mm(H) 3 3/8" × 1 1/8" × 7 1/4" (H)	RT654 2pc tin recess body C  214 × 169 × 20mm(H) 8 1/16" × 6 9/8" × 1 3/16" (H)	RT655 C  155 × 55 × 92mm(H) 6 1/8" × 2 1/8" × 3 9/8" (H)	RT656 door hinge RT470 door hinge, handle different C  190 × 114 × 52mm(H) 7 1/2" × 4 1/2" × 2 1/16" (H)
RT657 lid w/tin insert  261 × 186 × 69mm(H) 10 1/4" × 7 5/16" × 2 1/4" (H)	RT658 2pc tin w/wire hinge recess body Lid height 11mm Body height 70mm  148 × 111 × 30mm(H) 5 13/16" × 4 3/8" × 1 3/16" (H)	RT659 C  195 × 90 × 40mm(H) 7 11/16" × 3 9/16" × 1 9/16" (H)	RT660 Lid w/tin insert RT457 lid different Lid height 12mm Body height 28mm C  AEH: 27mm 145 × 105 × 295 mm(H) 5 1/16" × 4 1/8" × 11 9/8" (H)

RT661 recess body  195 × 90 × 40mm(H) 7 ¹¹ / ₁₆ " × 3 ⁹ / ₁₆ " × 1 ⁹ / ₁₆ "(H)	RT662 RT581 lid w/window  264 × 181 × 84mm(H) 10 ³ / ₈ " × 7 ¹ / ₈ " × 3 ³ / ₁₆ "(H)	RT663 handle same as RT550 RT564/RT628 handel different  229 × 167 × 80mm(H) 9" × 6 ⁹ / ₁₆ " × 3 ¹ / ₈ "(H)	RT664  71 × 28 × 92.5mm(H) 2 ³ / ₁₆ " × 1 ¹ / ₈ " × 3 ⁹ / ₁₆ "(H)
RT665 2pc tin RT513 body different  80 × 71 × 15mm(H) 3 ¹ / ₈ " × 2 ³ / ₁₆ " × 9 ¹ / ₁₆ "(H)	RT666 RT118 flat lid  142 × 102 × 83mm(H) 5 ⁹ / ₁₆ " × 4" × 3 ¹ / ₄ "(H)	RT667 window size: 138x73mm RT276 window different RT279 lid no window  177 × 122 × 42mm(H) 6 ¹⁵ / ₁₆ " × 4 ¹³ / ₁₆ " × 1 ⁵ / ₈ "(H)	RT668 window size: 147x110mm RT245 lid no window  208 × 173 × 70mm(H) 8 ³ / ₁₆ " × 6 ¹³ / ₁₆ " × 2 ³ / ₄ "(H)
RT669 window size: 200x60mm RT163 Lid different RT673 step lid different roll-ill base  234 × 96 × 55mm(H) 9 ⁹ / ₁₆ " × 3 ³ / ₄ " × 2 ³ / ₁₆ "(H)	RT670 3pc tin RT517 Body different (2pc Tin)  183 × 54 × 37mm(H) 7 ¹ / ₁₆ " × 2 ¹ / ₈ " × 1 ¹ / ₁₆ "(H)	RT671  337 × 91 × 79mm(H) 13 ¹ / ₄ " × 3 ⁹ / ₁₆ " × 3 ¹ / ₈ "(H)	RT672 Recess Body  157 × 122 × 34mm(H) 6 ³ / ₁₆ " × 4 ¹³ / ₁₆ " × 1 ¹ / ₁₆ "(H)
RT673  129.5 × 78.5 × 35.5mm(H) 5 ¹ / ₈ " × 3 ¹ / ₁₆ " × 1 ³ / ₈ "(H)	RT674 RT631 Lid different, Body hole different w/4 plastic wheels RT635 lid different w/o wheels  230.5 × 120.5 × 129mm(H) 9 ¹ / ₁₆ " × 4 ⁹ / ₁₆ " × 5 ¹ / ₁₆ "(H)	RT675 Slider tin w/plastic insert  75 × 40 × 12mm(H) 2 ¹⁵ / ₁₆ " × 1 ⁹ / ₁₆ " × 1 ¹ / ₂ "(H)	RT676  234 × 124 × 41.5mm(H) 9 ⁹ / ₁₆ " × 4 ⁷ / ₈ " × 1 ⁵ / ₈ "(H)
RT677 Window size 160x120mm RT239 seaming base RT280 step lid w/o window  AEH - 40,45,52mm 195 × 153 × 35mm(H) 7 ¹¹ / ₁₆ " × 6" × 1 ³ / ₈ "(H)	RT678 Window size 200x60mm RT669 step lid different Seaming base  Bottom size 123x20x12.5mm 234 × 96 × 53mm(H) 9 ⁹ / ₁₆ " × 3 ³ / ₄ " × 2 ¹ / ₁₆ "(H)	RT679 Window hinge RT568 lid no hinge RT623 lid w/plastic insert  AEH - 116, 183 mm 118 × 183 × 180mm(H) 5" × 4" × 7 ¹ / ₁₆ "(H)	RT680 RT110 body seaming RT682 body only (no wheels)  Body: 121 × 77 × 97mm(H) 4 ¹¹ / ₁₆ " × 3 ¹ / ₄ " × 3 ¹³ / ₁₆ "(H) Head: 55 × 55 × 60mm(H) 2 ¹ / ₄ " × 2 ¹ / ₄ " × 2 ³ / ₄ "(H) Wheel: Dia 46mm Dia 1 ¹¹ / ₁₆ "

RT681 RT156 flat lid  77 × 55 × 103mm(H) 3 ¹ / ₁₆ " × 2 ³ / ₁₆ " × 4 ¹ / ₁₆ "(H)	RT682 RT105 seaming base RT680 cartin w/head and Wheels  121 × 77 × 97mm(H) 4 ⁹ / ₁₆ " × 3 ¹ / ₁₆ " × 3 ¹³ / ₁₆ "(H)	RT683  176 × 133 × 32mm(H) 6 ¹⁵ / ₁₆ " × 5 ¹ / ₄ " × 1 ¹ / ₄ "(H)	RT684  85 × 37 × 14mm(H) 3 ³ / ₈ " × 1 ⁷ / ₁₆ " × 9 ¹ / ₁₆ "(H)
RT685 recess base  179 × 100 × 39mm(H) 7 ¹ / ₁₆ " × 3 ¹⁵ / ₁₆ " × 1 ⁹ / ₁₆ "(H)	RT686 W/hold and knobs RT695 no holes  Bottom size 92x58x13mm	RT687 Bottom w/knob  Bottom size 123x20x12.5mm	RT688 W/knob  Bottom size 95x23x13mm
RT689 W/whole and knobs RT697 no knob RT701 no knob  Bottom size 91x71x13mm 94 × 74.5 × 13mm(H) 3 ¹ / ₁₆ " × 2 ¹⁵ / ₁₆ " × 1 ¹ / ₂ "(H)	RT690 2PC Slider Tin  Bottom size 56x30x13mm 59.5 × 33.5 × 13mm(H) 2 ³ / ₁₆ " × 1 ¹⁵ / ₁₆ " × 1 ¹ / ₂ "(H)	RT691 W/whole and knobs  Bottom size 110x77x13mm 113 × 80.5 × 13mm(H) 4 ⁷ / ₁₆ " × 3 ³ / ₁₆ " × 1 ¹ / ₂ "(H)	RT692 2PC Tin w/whole and knob  Bottom size 110x20x13mm 113.5 × 23.5 × 13.5mm(H) 4 ⁷ / ₁₆ " × 1 ¹⁵ / ₁₆ " × 9 ¹ / ₁₆ "(H)
RT693 W/whole and knobs  Bottom size 92x71x13mm 96 × 74.5 × 13mm(H) 3 ³ / ₄ " × 2 ¹⁵ / ₁₆ " × 1 ¹ / ₂ "(H)	RT694 2PC Tin w/plastic inset  Bottom size 92x58x13mm 115 × 62 × 28mm(H) 4 ¹ / ₂ " × 2 ⁷ / ₁₆ " × 1 ¹ / ₈ "(H)	RT695 W/Knob RT686 w/whole  Bottom size 92x58x13mm 95.5 × 61.5 × 13mm(H) 3 ³ / ₄ " × 2 ⁷ / ₁₆ " × 1 ¹ / ₂ "(H)	RT696 Step lid  Body 118mm 181 × 86 × 38mm(H) 7 ¹ / ₈ " × 3 ³ / ₈ " × 1 ¹ / ₂ "(H)
RT697 W/whole RT689 W/Knob RT701 w/knob, no hole  Bottom size 91x71x13	RT698 Bottom w/plvg lid coin slot 33x4mm  81 × 56 × 89mm(H) 3 ³ / ₁₆ " × 2 ³ / ₁₆ " × 3 ¹ / ₂ "(H)	RT699 W/whole and knobs  Bottom size 101x58x13 105 × 61.5 × 13mm(H) 4 ¹ / ₈ " × 2 ⁷ / ₁₆ " × 1 ¹ / ₂ "(H)	RT700  105 × 74.5 × 13mm(H) 4 ¹ / ₈ " × 2 ¹⁵ / ₁₆ " × 1 ¹ / ₂ "(H)

<p>RT701 bottom w/knob</p> <p>RT689 bottom w/hoie RT697 bottom w/hoie no knob</p>  <p>Bottom size 91x71x13mm</p>	<p>RT702 W/Window hinge</p> <p>C</p> 	<p>RT703</p> <p>RT485 Rolled out lid</p> 	<p>RT704 W/Leather handle</p> <p>RT343 handle different RT709</p> 
<p>94 x 74 x 13mm(H) 3 1/16" x 2 15/16" x 1/2"(H)</p>	<p>60 x 48 x 18mm(H) 2 3/8" x 1 7/8" x 1 1/16"(H)</p>	<p>214 x 154 x 45mm(H) 8 1/16" x 6" x 1 3/4"(H)</p>	<p>232 x 169 x 88mm(H) 9 1/8" x 6 5/8" x 3 7/16"(H)</p>
<p>RT705 Wine hinge</p> <p>RT708 Lid different</p> 	<p>RT706 2pc Tin</p> 	<p>RT707 2PC Tin wine hinge</p> 	<p>RT708 Wine hinge</p> <p>RT705 Flat lid</p> 
<p>188 x 112 x 38mm(H) 7 3/8" x 4 7/16" x 1 1/2"(H)</p>	<p>102 x 62 x 19.5mm(H) 4" x 2 7/16" x 3/4"(H)</p>	<p>92 x 44 x 10mm(H) 3 5/8" x 1 3/4" x 3/8"(H)</p>	<p>188 x 112 x 38mm(H) 8 3/8" x 4 7/16" x 1 1/2"(H)</p>
<p>RT709 W/RT299 Plastic handle</p> <p>RT343 handle different RT704</p> 			
<p>232 x 169 x 88mm(H) 9 1/8" x 6 5/8" x 3 7/16"(H)</p>			

RD-UP

<p>RD301</p> 	<p>RD302</p> 	<p>RD303</p> <p>RD339 step lid RD346 plug-in lid RD491 lid different shape RD619 lid roll-in RD626 lid different shape</p>  <p>AEH : 25mm, 45mm, 140mm, 190mm, 190mm, 327mm</p>	<p>RD304</p> <p>RD324 lid roll-out RD365 lid roll-out, w/window</p> 
<p>Dia 37 x 67mm(H) Dia 1 1/16" x 2 5/8"(H)</p>	<p>Dia 100 x 198mm(H) Dia 3 15/16" x 7 13/16"(H)</p>	<p>Dia 100 x 108mm(H) Dia 3 15/16" x 4 1/4"(H)</p>	<p>Dia 270 x 57mm(H) Dia 10 5/8" x 2 1/4"(H)</p>
<p>RD305</p>  <p>AEH : 126mm, 154mm</p>	<p>RD306</p>  <p>AEH : 100mm</p>	<p>RD307 / RD310 / RD320</p> <p>RD320 RD613 winner lid Dia 75 x 107mm(H) Dia 2 15/16" x 4 9/16"(H)</p> <p>RD307 RD423 lid different RD605 lid different Dia 90 x 126mm(H) Dia 3 9/16" x 4 15/16"(H) AEH : 165mm</p> <p>RD310 RD519 lid different shape Dia 108 x 140mm(H) Dia 4 1/4" x 5 1/2"(H) AEH : 60mm, 127mm, 155mm, 273mm</p> 	
<p>Dia 90 x 112mm(H) Dia 3 9/16" x 4 7/16"(H)</p>	<p>Dia 75.5 x 84mm(H) Dia 3" x 3 3/8"(H)</p>		
<p>RD308</p>  <p>AEH : 75mm, 200mm</p>	<p>RD309</p>  <p>AEH : 31mm, 80mm, 90mm, 200mm</p>	<p>RD311 click-clack lid</p> 	<p>RD312 lid w/plastic insert</p>  <p>AEH : 127mm, 173mm</p>
<p>Dia 75 x 140mm(H) Dia 2 19/16" x 5 1/2"(H)</p>	<p>Dia 67 x 35mm(H) Dia 2 5/8" x 1 3/8"(H)</p>	<p>Dia 73 x 22mm(H) Dia 2 7/8" x 7/8"(H)</p>	<p>Dia 75 x 165mm(H) Dia 2 15/16" x 6 1/2"(H)</p>
<p>RD313 / RD315 / RD328</p> <p>RD328 Dia 136 x 60mm(H) Dia 5 3/8" x 2 3/8"(H) AEH : 25mm, 81mm, 85mm RD456 lid w/window</p> <p>RD313 RD547 lid step different Dia 169 x 75mm(H) Dia 6 5/8" x 2 15/16"(H) AEH : 46mm, 50mm RD394 lid different RD623 body w/ window</p> <p>RD315 Dia 197 x 85mm(H) Dia 7 3/4" x 3 3/8"(H) AEH : 67mm, 86mm</p> 	<p>RD314 click-clack lid</p>  <p>Dia 49 x 15mm(H) Dia 1 15/16" x 9/16"(H)</p>	<p>RD316</p> <p>RD349 lid w/window RD454 step lid</p>  <p>Dia 250 x 85mm(H) Dia 9 13/16" x 3 3/8"(H)</p>	
<p>RD317</p> 	<p>RD318</p> 	<p>RD319</p> <p>RD326 step lid RD382 lid roll-in</p>  <p>AEH : 58mm</p>	<p>RD320</p> <p>RD613 winner lid</p>  <p>AEH : 180mm</p>
<p>Dia 32 x 44mm(H) Dia 1 1/4" x 1 3/4"(H)</p>	<p>Dia 345 x 64mm(H) Dia 13 9/16" x 2 1/2"(H)</p>	<p>Dia 220 x 65mm(H) Dia 8 11/16" x 2 9/16"(H)</p>	<p>Dia 75 x 107mm(H) Dia 2 15/16" x 4 9/16"(H)</p>

<p>RD321/CR907</p> <p>CR907 Dia 88mm Dia 3 1/16"(H)</p> <p>RD321 Dia 95 x 30mm(H) Dia 3 3/4" x 1 3/16"(H) AEH : 30mm, 35mm, 60mm, 115mm, 125mm</p> 	<p>RD322</p> <p>RD340 click-clack lid RD354 lid step different RD355 lid step different RD415 flat lid</p>  <p>AEH : 110mm, 220mm</p>	<p>RD323</p>  <p>Dia 77 x 102mm(H) Dia 3 1/16" x 4"(H)</p>	
<p>RD324</p> <p>RD304 lid roll-in RD365 lid w/window</p>  <p>AEH : 100mm</p>	<p>RD325</p> <p>RD632 lid roll-in</p>  <p>AEH : 32mm, 66mm, 70mm, 87mm</p>	<p>RD326</p> <p>RD319 flat lid RD382 lid roll-in</p>  <p>AEH : 90mm, 125mm</p>	<p>RD327</p> <p>RD396 lid different RD628 w/knob lid RD633 lid w/handle & Body w/card holder</p>  <p>Dia 155 x 125mm(H) Dia 6 1/8" x 4 15/16"(H)</p>
<p>Dia 270 x 57mm(H) Dia 10 5/8" x 2 1/4"(H)</p>	<p>Dia 183 x 57mm(H) Dia 7 1/8" x 2 1/4"(H)</p>	<p>Dia 222 x 69mm(H) Dia 8 3/4" x 2 11/16"(H)</p>	<p>Dia 155 x 125mm(H) Dia 6 1/8" x 4 15/16"(H)</p>
<p>RD328</p>  <p>Dia 136 x 25mm(H) Dia 5 3/8" x 1"(H)</p>	<p>RD329</p> <p>RD330 winner lid</p>  <p>Dia 50 x 76mm(H) Dia 1 15/16" x 3"(H)</p>	<p>RD330</p>  <p>AEH : 170mm</p> <p>Dia 106 x 188mm(H) Dia 4 1/8" x 7 3/8"(H)</p>	<p>RD331</p>  <p>Dia 79 x 110mm(H) Dia 3 1/8" x 4 9/16"(H)</p>
<p>RD332</p>  <p>Dia 100 x 51mm(H) Dia 3 15/16" x 2"(H)</p>	<p>RD333</p>  <p>Dia 130 x 31mm(H) Dia 5 1/8" x 1 1/4"(H)</p>	<p>RD334</p>  <p>Dia 143 x 220mm(H) Dia 5 5/8" x 8 11/16"(H)</p>	<p>RD335</p>  <p>Dia 66 x 140mm(H) Dia 2 5/8" x 5 1/2"(H)</p>
<p>RD336</p> <p>RD523 lid different</p> 	<p>RD337</p> 	<p>RD338 twist lid</p> 	<p>RD339</p> <p>RD303 flat lid RD346 plug-in lid RD491 space round flat lid RD619 lid roll-in RD626 flat lid</p>  <p>AEH : 180mm</p>
<p>Dia 70 x 156mm(H) Dia 2 3/4" x 6 1/8"(H)</p>	<p>Dia 85 x 100mm(H) Dia 3 3/8" x 3 15/16"(H)</p>	<p>Dia 80 x 20mm(H) Dia 3 1/8" x 1 3/16"(H)</p>	<p>Dia 100 x 50mm(H) Dia 3 15/16" x 1 15/16"(H)</p>

RD340 RD322 step lid RD354 step lid RD355 step lid RD415 flat lid  AEH: 267mm Dia 85 x 171mm(H) Dia 3 ³ / ₈ " x 6 ³ / ₄ "(H)	RD341 PVC window window size: 41mm x 41mm  AEH: 38mm Dia 67 x 153mm(H) Dia 2 ⁹ / ₁₆ " x 6"(H)	RD342  C Dia 85 x 170mm(H) Dia 3 ³ / ₈ " x 6 ¹ / ₁₆ "(H)	RD343  Dia 134 x 197mm(H) Dia 5 ¹ / ₄ " x 7 ³ / ₄ "(H)
RD344  AEH: 98mm, 165mm Dia 77 x 100mm(H) Dia 3 ¹ / ₁₆ " x 3 ¹⁵ / ₁₆ "(H)	RD345 lid height: 10mm RD583 lid height different (7 mm)  RD303 flat lid RD339 step lid RD491 more round flat lid RD619 lid roll-in RD626 flat lid AEH: 200mm Dia 100 x 150mm(H) Dia 3 ¹⁵ / ₁₆ " x 5 ⁷ / ₈ "(H)	RD346  AEH: 24mm Dia 80 x 31mm(H) Dia 3 ³ / ₈ " x 1 ¹ / ₄ "(H)	RD347  AEH: 24mm Dia 80 x 31mm(H) Dia 3 ³ / ₈ " x 1 ¹ / ₄ "(H)
RD348 lid w/tin insert RD568 same size, different construction(2 inner lid) RD645 same size, different construction(3 inner lid)  AEH: 108mm Dia 85 x 152mm(H) Dia 3 ³ / ₈ " x 6"(H)	RD349 PVC window window size: 190mm x 190mm RD316 lid different RD454 lid w/o window  AEH: 49mm Dia 250 x 44mm(H) Dia 9 ³ / ₁₆ " x 1 ³ / ₄ "(H)	RD350  AEH: 60mm, 150mm, 254mm Dia 127 x 55mm(H) Dia 5" x 2 ³ / ₁₆ "(H)	RD351 RD483 lid w/window  AEH: 60mm, 150mm, 254mm Dia 127 x 55mm(H) Dia 5" x 2 ³ / ₁₆ "(H)
RD352  Dia 75 x 98mm(H) Dia 2 ¹⁵ / ₁₆ " x 3 ⁷ / ₈ "(H)	RD353 twist lid  Dia 80 x 30mm(H) Dia 3 ¹ / ₈ " x 1 ³ / ₁₆ "(H)	RD354 RD322 lid step different RD340 chuck chuck lid RD355 lid step different RD415 flat lid  Dia 85 x 120mm(H) Dia 3 ³ / ₈ " x 4 ³ / ₄ "(H)	RD355 RD322 lid step different RD340 chuck chuck lid RD354 lid step different RD415 flat lid  AEH: 54mm Dia 85 x 64mm(H) Dia 3 ³ / ₈ " x 2 ¹ / ₂ "(H)
RD356 GP window window size: 71mm x 71mm RD419 lid w/o window RD459 lid w/PVC window  Dia 75 x 34mm(H) Dia 2 ¹⁵ / ₁₆ " x 1 ⁵ / ₁₆ "(H)	RD357  Dia 40 x 14mm(H) Dia 1 ⁹ / ₁₆ " x ⁹ / ₁₆ "(H)	RD358  Dia 32 x 80mm(H) Dia 1 ¹ / ₄ " x 3 ³ / ₈ "(H)	RD359  AEH: 30mm, 65mm, 160mm, 206mm Dia 90 x 152mm(H) Dia 3 ⁹ / ₁₆ " x 6"(H)

RD360 GP window window size: 36mm x 36mm RD402 lid w/o window RD460 lid w/PVC window  Dia 41 x 17mm(H) Dia 1 ⁹ / ₁₆ " x 1 ¹ / ₁₆ "(H)	RD361 RD403 w/o inner lid  AEH: 119mm Dia 66 x 67mm(H) Dia 2 ⁹ / ₁₆ " x 2 ⁹ / ₁₆ "(H)	RD362 lid w/tin insert  AEH: 146mm Dia 67 x 153mm(H) Dia 2 ⁹ / ₁₆ " x 6"(H)	RD363 clear GP window window size: 61mm x 61mm RD457 lid w/Frost GP window RD461 lid w/PVC window  Dia 65 x 20mm(H) Dia 2 ⁹ / ₁₆ " x 1 ⁵ / ₁₆ "(H)
RD364  Dia 43 x 17.5mm(H) Dia 1 ¹¹ / ₁₆ " x 1 ¹ / ₁₆ "(H)	RD365 PVC window window size: 120mm x 120mm RD394 lid roll-in, w/o window RD324 lid w/o window  Dia 270 x 57mm(H) Dia 10 ⁵ / ₈ " x 2 ¹ / ₄ "(H)	RD366  Dia 70 x 25mm(H) Dia 2 ³ / ₄ " x 1"(H)	RD370  Dia 145 x 55mm(H) Dia 5 ¹ / ₁₆ " x 2 ³ / ₁₆ "(H)
RD367 / RD368 / RD369 RD367 Dia 290 x 115mm(H) Dia 11 ¹ / ₁₆ " x 4 ¹ / ₂ "(H) RD368 Dia 310 x 126mm(H) Dia 12 ³ / ₁₆ " x 4 ¹⁵ / ₁₆ "(H) RD369 Dia 330 x 137mm(H) Dia 13" x 5 ³ / ₈ "(H) 		RD371 RD395 flat lid RD469 w/metal handle RD564 different step lid  AEH: 54mm, 75mm, 218mm Dia 108 x 25mm(H) Dia 4 ¹ / ₄ " x 1"(H)	RD372 PVC window window size: 82mm x 82mm RD561 lid w/o window  Dia 85 x 101mm(H) Dia 3 ³ / ₈ " x 4"(H)
RD373  AEH: 89mm Dia 90 x 32mm(H) Dia 3 ⁹ / ₁₆ " x 1 ¹ / ₄ "(H)	RD374  AEH: 60mm Dia 95 x 80mm(H) Dia 3 ³ / ₄ " x 3 ¹ / ₈ "(H)	RD375  Dia 106 x 168mm(H) Dia 4 ³ / ₁₆ " x 6 ⁵ / ₈ "(H)	RD376  Dia 169 x 133mm(H) Dia 6 ⁵ / ₈ " x 5 ¹ / ₄ "(H)
RD377 paper tube  Dia 90 x 175mm(H) Dia 3 ⁹ / ₁₆ " x 6 ⁷ / ₈ "(H)	RD378  AEH: 90mm Dia 85 x 114mm(H) Dia 3 ³ / ₈ " x 4 ¹ / ₂ "(H)	RD379 2 pcs tin RD507 40mm body height  Dia 181 x 28mm(H) Dia 7 ¹ / ₈ " x 1 ¹ / ₈ "(H)	RD380 RD495 w/o inner lid RD500 w/o inner lid, lid w/window  AEH: 60mm Dia 75 x 114mm(H) Dia 2 ⁹ / ₁₆ " x 4 ¹ / ₂ "(H)

RD381 RD432 w/o inner lid  AEH : 57mm, 65mm Dia 90 x 140mm(H) Dia 3 9/16" x 5 1/2"(H)	RD382 RD319 lid roll-out, flat lid RD326 lid roll-out, step lid  Dia 220 x 65mm(H) Dia 8 1/16" x 2 9/16"(H)	RD383 RD407 inner lid w/knob, lid height 34mm RD621 inner lid w/knob, lid height 18mm  Dia 83 x 112mm(H) Dia 3 1/4" x 4 3/8"(H)	RD384  Dia 30 x 16.5mm(H) Dia 1 1/16" x 5/8"(H)
RD385  Dia 75 x 295mm(H) Dia 2 9/16" x 11 5/8"(H)	RD386 AEH : 38mm, 80mm, 115mm, 160mm  Dia 67 x 153mm(H) Dia 2 9/8" x 6"(H)	RD387 click-clack lid  Dia 47 x 15mm(H) Dia 1 7/8" x 9/16"(H)	RD388 click-clack lid  Dia 47 x 9mm(H) Dia 1 7/8" x 3/8"(H)
RD389  Dia 70 x 20mm(H) Dia 2 3/4" x 1 3/16"(H)	RD390 lid w/tin ring  Dia 140 x 152mm(H) Dia 5 1/2" x 6"(H)	RD391 PVC window window size: 45mm x 45mm  AEH : 220mm Dia 79 x 152mm(H) Dia 3 1/8" x 6"(H)	RD392 RD498 w/inner lid  Dia 90 x 103mm(body Height) Dia 3 9/16" x 4 1/16"(body Height)
RD393  AEH : 35mm, 40mm Dia 90 x 51mm(H) Dia 3 9/16" x 2"(H)	RD394 RD315 lid different RD623 body w/4 window  Dia 197 x 190mm(H) Dia 7 3/4" x 7 1/2"(H)	RD395 RD371 step lid RD469 w/inner handle RD564 different step lid  AEH : 160mm Dia 108 x 143mm(H) Dia 4 1/4" x 5 9/16"(H)	RD396 RD327 lid different RD628 w/knob lid RD633 lid w/handle & Body w/card holder  AEH : 180mm Dia 155 x 133mm(H) Dia 6 1/8" x 5 1/4"(H)
RD397 lid w/plastic insert RD597 lid w/HEDPE ring RD622 lid w/tin insert  AEH : 58mm, 65mm, 110mm, 120mm, 140mm, 147mm, 160mm, 200mm Dia 106 x 116mm(H) Dia 4 1/4" x 4 9/16"(H)	RD398  Dia 86 x 140mm(H) Dia 3 3/8" x 5 1/2"(H)	RD399  Dia 95 x 31mm(H) Dia 3 3/4" x 1 1/4"(H)	RD400  Dia 136 x 138mm(H) Dia 5 5/16" x 5 1/4"(H)

RD401  Dia 85 x 26mm(H) Dia 3 3/8" x 1 1/16"(H)	RD402 RD360 lid w/GP window RD460 lid w/PVC window  Dia 41 x 18mm(H) Dia 1 5/8" x 1 1/16"(H)	RD403 RD361 w/inner lid  Dia 67 x 51mm(H) Dia 2 9/8" x 2"(H)	RD404 coin slot: 34mm(W) RD520 coin slot: 40mm  Dia 90 x 150mm(H) Dia 3 9/16" x 5 7/8"(H)
RD405 lid w/tin insert  Dia 134 x 139mm(H) Dia 5 1/4" x 5 1/2"(H)	RD406  Dia 34 x 13mm(H) Dia 1 3/16" x 1/2"(H)	RD407 lid height: 34mm RD383 inner lid w/o knob RD621 lid height: 18mm  AEH : 55mm, 160mm Dia 83 x 112mm(H) Dia 3 1/4" x 4 7/16"(H)	RD408  Dia 95 x 276mm(H) Dia 3 9/4" x 10 7/8"(H)
RD409 lid w/tin insert  Dia 134 x 80mm(H) Dia 5 1/4" x 3 1/8"(H)	RD410  Dia 66 x 119mm(H) Dia 2 5/8" x 4 1/16"(H)	RD411  Dia 47 x 83mm(H) Dia 1 7/8" x 3 3/4"(H)	RD412  Dia 32 x 155mm(H) Dia 1 1/4" x 6 1/8"(H)
RD413  AEH : 70mm Dia 183 x 57mm(H) Dia 7 3/16" x 2 1/4"(H)	RD414 twist lid RD512 w/money hole  Dia 86 x 140mm(H) Dia 3 3/8" x 5 1/2"(H)	RD415 RD322 step lid RD340 click-clack lid RD354 step lid RD355 step lid  AEH : 51mm, 103mm, 280mm, 308mm Dia 85 x 64mm(H) Dia 3 3/8" x 2 1/2"(H)	RD416  Dia 50 x 17mm(H) Dia 1 9/16" x 1 1/16"(H)
RD417  Dia 80 x 26mm(H) Dia 3 1/8" x 1"(H)	RD418  Dia 75 x 120mm(H) Dia 2 9/16" x 4 9/4"(H)	RD419 RD356 lid w/GP window RD459 lid w/PVC window  Dia 75 x 36mm(H) Dia 2 9/16" x 1 7/16"(H)	RD420  Dia 85 x 103mm(H) Dia 3 3/8" x 4 1/16"(H)

RD421 lid w/tin ring  AEH : 120mm Dia 84 x 92mm(H) Dia 3 ⁹ / ₁₆ " x 3 ⁹ / ₁₆ "(H)	RD422  Dia 85 x 13mm(H) Dia 3 ⁹ / ₁₆ " x 1 ¹ / ₂ "(H)	RD423 RD307 lid different RD605 lid different  AEH : 105mm, 280mm Dia 90 x 45mm(H) Dia 3 ⁹ / ₁₆ " x 1 ³ / ₄ "(H)	RD424  Dia 95 x 60mm(H) Dia 3 ³ / ₄ " x 2 ⁹ / ₈ "(H)
RD425 lid w/tin insert  AEH : 142mm Dia 75 x 153mm(H) Dia 2 ¹ / ₄ " x 6"(H)	RD426 RD574 lid different, body w/o handle  Dia 45 x 72mm(H) Dia 1 ³ / ₄ " x 2 ¹ / ₉ "(H)	RD427  Dia 85 x 38mm(H) Dia 3 ³ / ₈ " x 1 ¹ / ₂ "(H)	RD428 twist lid  Dia 47 x 68mm(H) Dia 1 ⁷ / ₈ " x 2 ¹ / ₁₆ "(H)
RD429  Dia 108 x 152mm(H) Dia 4 ¹ / ₄ " x 6"(H)	RD430  Dia 75 x 36mm(H) Dia 2 ¹ / ₉ " x 1 ¹ / ₁₆ "(H)	RD431  Dia 119 x 38mm(H) Dia 4 ¹ / ₁₆ " x 1 ¹ / ₂ "(H)	RD432 RD381 w/inner lid  Dia 90 x 200mm(H) Dia 3 ⁹ / ₁₆ " x 7 ⁷ / ₈ "(H)
RD433  AEH : 140mm Dia 86 x 87mm(H) Dia 3 ³ / ₈ " x 3 ¹ / ₁₆ "(H)	RD434  Dia 90 x 122mm(H) Dia 3 ⁹ / ₁₆ " x 4 ¹ / ₁₆ "(H)	RD435 lid w/tin insert  Dia 85 x 75mm(H) Dia 3 ³ / ₈ " x 2 ¹ / ₁₆ "(H)	RD436 lid w/plastic insert  AEH : 127mm, 130mm, 147mm Dia 67 x 132mm(H) Dia 2 ⁵ / ₈ " x 5 ³ / ₁₆ "(H)
RD437  Dia 169 x 190mm(H) Dia 6 ¹ / ₁₆ " x 7 ¹ / ₂ "(H)	RD438  Dia 106 x 123mm(H) Dia 4 ³ / ₁₆ " x 4 ⁷ / ₈ "(H)	RD439  Dia 79 x 152mm(H) Dia 3 ¹ / ₈ " x 6"(H)	RD440  Dia 115 x 10mm(H) Dia 4 ¹ / ₂ " x 3 ⁸ / ₈ "(H)

RD441 lid w/plastic insert RD579 lid shape different  Dia 58 x 114mm(H) Dia 2 ³ / ₁₆ " x 4 ¹ / ₂ "(H)	RD442 2 pcs twister tin C  Dia 60 x 25mm(H) Dia 2 ³ / ₈ " x 1"(H)	RD443 AEH : 152mm, 220mm  Dia 89 x 76mm(H) Dia 3 ⁵ / ₁₆ " x 3"(H)	RD444 lid height: 11mm RD584 lid height: 16mm  Dia 136 x 50mm(H) Dia 5 ⁹ / ₁₆ " x 1 ¹ / ₁₆ "(H)
RD445  Dia 90 x 65mm(H) Dia 3 ⁹ / ₁₆ " x 2 ⁵ / ₁₆ "(H)	RD446  Dia 115 x 194mm(H) Dia 4 ¹ / ₂ " x 7 ⁵ / ₈ "(H)	RD447  Dia 90 x 190mm(H) Dia 3 ⁹ / ₁₆ " x 7 ¹ / ₂ "(H)	RD448 AEH : 91mm  Dia 75 x 145mm(H) Dia 2 ¹ / ₉ " x 5 ¹ / ₁₆ "(H)
RD449 PVC window window size: 86mm x 86mm  AEH : 42mm Dia 108 x 83mm(H) Dia 4 ¹ / ₄ " x 3 ¹ / ₄ "(H)	RD450  Dia 75 x 110mm(H) Dia 2 ¹ / ₁₆ " x 4 ⁹ / ₁₆ "(H)	RD451 AEH : 42mm  Dia 108 x 38mm(H) Dia 4 ¹ / ₄ " x 1 ¹ / ₂ "(H)	RD452 twist lid  Dia 76 x 31mm(H) Dia 3" x 1 ¹ / ₄ "(H)
RD453 PVC window window size: 86mm x 86mm RD502 step lid  Dia 100 x 51mm(H) Dia 3 ¹ / ₁₆ " x 2"(H)	RD454 RD316 lid different RD349 lid w/window AEH : 40mm, 64mm, 150mm Dia 250 x 117mm(H) Dia 9 ⁷ / ₈ " x 4 ⁹ / ₁₆ "(H)	RD455 PVC window window size: 130mm x 130mm AEH : 70mm Dia 155 x 42mm(H) Dia 6 ¹ / ₂ " x 1 ¹ / ₁₆ "(H)	RD456 PVC window window size: 130mm x 130mm RD313 lid step different RD547 lid w/o window  Dia 169 x 48mm(H) Dia 6 ¹ / ₁₆ " x 1 ¹ / ₈ "(H)
RD457 Frost GP window window size: 61mm x 61mm RD363 lid w/clear GP window RD461 lid w/PVC window  Dia 65 x 20mm(H) Dia 2 ⁹ / ₁₆ " x 1 ³ / ₁₆ "(H)	RD458  Dia 77 x 102mm(H) Dia 3 ¹ / ₁₆ " x 4"(H)	RD459 PVC window window size: 71mm x 71mm RD356 lid w/GP window RD419 lid w/o window  Dia 75 x 34mm(H) Dia 2 ¹ / ₉ " x 1 ¹ / ₁₆ "(H)	RD460 PVC window window size: 36mm x 36mm RD360 lid w/GP window RD402 lid w/o window  Dia 41 x 17mm(H) Dia 1 ⁹ / ₈ " x 1 ¹ / ₁₆ "(H)

RD461 PVC window window size: 61mm x 61mm RD363 lid w/clear GP window RD457 lid w/Frost GP window 	RD462 	RD463 	RD464 click-clack lid 
Dia 65 x 20mm(H) Dia 2 ⁹ / ₁₆ " x 1 ¹ / ₈ "(H)	Dia 39 x 13mm(H) Dia 1 ⁹ / ₁₆ " x 1 ¹ / ₂ "(H)	Dia 65 x 30mm(H) Dia 2 ⁹ / ₁₆ " x 1 ³ / ₁₆ "(H)	Dia 47 x 15mm(H) Dia 1 ⁷ / ₈ " x 5 ⁸ / ₁₆ "(H)
RD465 	RD466 AEH : 130mm 	RD467 click-clack lid 	RD468 AEH : 120mm 
Dia 83 x 112mm(H) Dia 3 ¹ / ₄ " x 4 ¹ / ₁₆ "(H)	Dia 85 x 170mm(H) Dia 3 ³ / ₈ " x 6 ¹ / ₁₆ "(H)	Dia 75 x 30mm(H) Dia 2 ¹ / ₄ " x 1 ³ / ₁₆ "(H)	Dia 37 x 46mm(H) Dia 1 ⁷ / ₈ " x 1 ⁹ / ₁₆ "(H)
RD469 RD371 step lid RD395 flat lid RD564 different step lid 	RD470 2 pcs tin 	RD471 body w/tin ring 	RD472 twist lid 
Dia 108 x 110mm(H) Dia 4 ¹ / ₄ " x 4 ⁹ / ₁₆ "(H)	Dia 50 x 10mm(H) Dia 1 ¹ / ₁₆ " x 3 ⁸ / ₁₆ "(H)	Dia 90 x 88mm(H) Dia 3 ⁹ / ₁₆ " x 3 ⁷ / ₁₆ "(H)	Dia 60 x 20mm(H) Dia 2 ³ / ₈ " x 1 ¹ / ₁₆ "(H)
RD473 lid w/plastic insert 	RD474 lid w/plastic insert RD598 lid w/HDPE ring 	RD475 GP window window size: 61mm x 61mm 	RD476 GP window window size: 30mm x 30mm 
Dia 41 x 84mm(H) Dia 1 ⁵ / ₈ " x 3 ³ / ₁₆ "(H)	Dia 67 x 76mm(H) Dia 2 ⁵ / ₈ " x 3"(H)	Dia 65 x 25mm(H) Dia 2 ⁹ / ₁₆ " x 1"(H)	Dia 34 x 18mm(H) Dia 1 ⁵ / ₁₆ " x 1 ¹ / ₁₆ "(H)
RD477 body w/tin ring 	RD478 2 pcs tin, GP window window size: 75mm x 75mm 	RD479 2 pcs tin 	RD480 2 pcs tin 
Dia 110 x 92mm(H) Dia 4 ³ / ₁₆ " x 3 ³ / ₈ "(H)	Dia 81 x 57mm(H) Dia 3 ¹ / ₁₆ " x 2 ¹ / ₄ "(H)	Dia 65 x 23mm(H) Dia 2 ⁹ / ₁₆ " x 7 ⁸ / ₁₆ "(H)	Dia 84 x 29mm(H) Dia 3 ¹ / ₈ " x 1 ¹ / ₈ "(H)

RD481 2 pcs tin 	RD482 2 pcs tin 	RD483 PVC window window size: 90mm x 09mm RD351 lid w/o window 	RD484 lid height: 13mm RD612 lid Height: 17mm 
Dia 110 x 32mm(H) Dia 4 ³ / ₁₆ " x 1 ¹ / ₄ "(H)	Dia 135 x 29mm(H) Dia 5 ³ / ₁₆ " x 1 ¹ / ₈ "(H)	Dia 127 x 120mm(H) Dia 5" x 4 ⁹ / ₁₆ "(H)	AEH : 130mm Dia 66 x 83mm(H) Dia 2 ⁵ / ₈ " x 3 ¹ / ₄ "(H)
RD485 PVC window window size: 89.5mm x 89.5mm 	RD486 	RD487 twist lid PVC window size: 123mm x 123mm 	RD488 
Dia 111 x 60mm(H) Dia 4 ³ / ₈ " x 2 ³ / ₈ "(H)	Dia 106 x 105mm(H) Dia 4 ¹ / ₁₆ " x 4 ¹ / ₁₆ "(H)	Dia 169 x 48mm(H) Dia 6 ⁹ / ₁₆ " x 1 ⁷ / ₈ "(H)	Dia 89 x 110mm(H) Dia 3 ¹ / ₂ " x 4 ⁹ / ₁₆ "(H)
RD489 	RD490 PVC window window size: 30mm x 40mm 	RD491 RD303 lid different shape RD339 step lid RD346 plug-in lid RD619 lid roll-in RD626 lid different shape 	RD492 2 pcs tin, GP window window size: 71mm x 71mm 
Dia 107 x 97mm(H) Dia 4 ¹ / ₈ " x 3 ¹ / ₁₆ "(H)	Dia 90 x 190mm(H) Dia 3 ⁹ / ₁₆ " x 7 ¹ / ₂ "(H)	Dia 100 x 127mm(H) Dia 3 ¹ / ₁₆ " x 5"(H)	Dia 75 x 44mm(H) Dia 2 ¹ / ₁₆ " x 1 ¹ / ₄ "(H)
RD493 	RD494 	RD495 RD380 winner lid RD500 lid w/window 	RD496 2 pcs tin, GP window window size: 46mm x 46mm 
Dia 106 x 105mm(H) Dia 4 ³ / ₁₆ " x 4 ¹ / ₁₆ "(H)	Dia 66 x 67mm(H) Dia 2 ⁵ / ₈ " x 2 ⁵ / ₈ "(H)	Dia 75 x 98mm(H) Dia 2 ¹ / ₁₆ " x 3 ⁷ / ₈ "(H)	Dia 50 x 14mm(H) Dia 1 ¹ / ₁₆ " x 9 ¹ / ₁₆ "(H)
RD497 body w/tin ring 	RD498 RD392 w/o inner lid 	RD499 	RD500 PVC window window size: 71mm x 71mm RD380 winner lid RD495 lid w/o window 
Dia 50 x 258mm(H) Dia 1 ¹ / ₁₆ " x 10 ⁹ / ₁₆ "(H)	Dia 90 x 103mm(body Height) Dia 3 ⁹ / ₁₆ " x 4 ¹ / ₁₆ "(body Height)	Dia 83 x 308mm(H) Dia 3 ¹ / ₄ " x 12 ¹ / ₁₆ "(H)	Dia 75 x 60mm(H) Dia 2 ¹ / ₁₆ " x 2 ³ / ₈ "(H)

RD501 click-clack lid 	RD502 PVC window RD579 flat lid window size: 68mm x 68mm 	RD503  C	RD504 w/inner lid 
Dia 73 x 22mm(H) Dia 2 ⁷ / ₁₆ " x 7 ⁸ / ₁₆ "(H)	Dia 100 x 51mm(H) Dia 3 ⁹ / ₁₆ " x 2"(H)	Dia 118 x 243mm(H) Dia 4 ⁵ / ₈ " x 9 ⁹ / ₁₆ "(H)	Dia 66 x 100mm(H) Dia 2 ⁵ / ₈ " x 3 ¹⁵ / ₁₆ "(H)
RD505  C	RD506 GP window window size: 34mm x 34mm 	RD507 2 pes tin RD579 28mm body height 	RD508 twist lid 
Dia 89 x 150 mm(H) Dia 3 ⁵ / ₄ " x 5 ⁷ / ₈ "(H)	Dia 50 x 110mm(H) Dia 1 ⁹ / ₁₆ " x 4 ⁵ / ₈ "(H)	Dia 181 x 40mm(H) Dia 7 ¹ / ₈ " x 1 ¹ / ₄ "(H)	Dia 83 x 57mm(H) Dia 3 ¹ / ₄ " x 2 ¹ / ₄ "(H)
RD509 	RD510 	RD511 RD555 base w/embossing 	RD512 twist lid RD414 plastic money hole 
Dia 95 x 200mm(H) Dia 3 ⁵ / ₄ " x 7 ⁷ / ₈ "(H)	Dia 46 x 217mm(H) Dia 1 ⁹ / ₁₆ " x 8 ⁵ / ₈ "(H)	Dia 116 x 120mm(H) Dia 4 ⁵ / ₈ " x 4 ³ / ₄ "(H)	Dia 86 x 140mm(H) Dia 3 ³ / ₈ " x 5 ¹ / ₂ "(H)
RD513 	RD514 2 pes tin, GP window window size: 56.5mm x 56.5mm 	RD515 	RD516 
Dia 67 x 85mm(H) Dia 2 ⁵ / ₈ " x 3 ³ / ₈ "(H)	Dia 60 x 48mm(body Height) Dia 2 ³ / ₈ " x 1 ⁷ / ₈ "(body Height)	Dia 67 x 183.5mm(H) Dia 2 ⁵ / ₈ " x 7 ¹ / ₄ "(H)	Dia 145 x 156mm(H) Dia 5 ¹ / ₁₆ " x 6 ¹ / ₈ "(H)
RD517 	RD518  C	RD519 RD310 lid different shape 	RD520 coin slot: 40mm(w) RD404 coin slot: 34mm 
Dia 169 x 190mm(H) Dia 6 ⁵ / ₈ " x 7 ⁵ / ₈ "(H)	Dia 127 x 230mm(H) Dia 5" x 9 ¹ / ₁₆ "(H)	Dia 108 x 55mm(H) Dia 4" x 4 ¹ / ₄ "(H)	Dia 91 x 150mm(H) Dia 3 ⁵ / ₈ " x 5 ⁷ / ₈ "(H)

RD521 PVC window window size: 170mm x 170mm 	RD522 	RD523 RD336 lid different  C	RD524 PVC window window size: 45mm x 30mm RD527 body w/o window RD535 lid different  C
Dia 220 x 70mm(H) Dia 8 ¹ / ₁₆ " x 2 ³ / ₄ "(H)	Dia 136 x 65.5mm(H) Dia 5 ³ / ₈ " x 2 ⁹ / ₁₆ "(H)	Dia 71 x 265mm(H) Dia 2 ¹³ / ₁₆ " x 10 ⁷ / ₁₆ "(H)	Dia 127 x 230mm(H) Dia 5" x 9 ¹ / ₁₆ "(H)
RD525 2 pes tin  C	RD526 body w/tin ring PVC window size: 62mm x 62mm 	RD527 RD524 body w/window RD535 lid different, body w/window  C	RD528 2pes tin 
Dia 120 x 40mm(H) Dia 4 ³ / ₄ " x 1 ⁹ / ₁₆ "(H)	Dia 90 x 88mm(H) Dia 3 ⁵ / ₈ " x 3 ⁷ / ₁₆ "(H)	Dia 127 x 230mm(H) Dia 5" x 9 ¹ / ₁₆ "(H)	Dia 87 x 25mm(H) Dia 3 ⁷ / ₁₆ " x 1"(H)
RD529 RD634 w/o inner lid 	RD530 RD329 w/o inner lid 	RD531 RD546 plastic body  C	RD532  C
Dia 38 x 65mm(H) Dia 1 ¹ / ₂ " x 2 ⁵ / ₁₆ "(H)	Dia 50 x 76mm(H) Dia 1 ¹⁵ / ₁₆ " x 3"(H)	Dia 66 x 67mm(H) Dia 2 ⁵ / ₈ " x 2 ⁵ / ₈ "(H)	Dia 125 x 110.5mm(H) Dia 4 ¹ / ₁₆ " x 4 ⁵ / ₈ "(H)
RD533 	RD534 fill plug on base 	RD535 PVC window window size: 45mm x 30mm RD524 lid different RD527 lid different, body w/o window  C	RD536 2pes tin  C
Dia 45 x 72mm(H) Dia 1 ³ / ₄ " x 2 ¹³ / ₁₆ "(H)	Dia 67 x 135mm(H) Dia 2 ⁵ / ₈ " x 5 ⁹ / ₁₆ "(H)	Dia 127 x 230mm(H) Dia 5" x 9 ¹ / ₁₆ "(H)	Dia 75 x 28mm(H) Dia 2 ⁹ / ₁₆ " x 1 ¹ / ₈ "(H)
RD537 2pes tin RD575 base different height: 18mm 	RD538 2pes tin 	RD539 2 pes tin 	RD540 w/inner lid RD541 inner lid 19 holes RD556 inner lid one hole 
Dia 45 x 17mm(H) Dia 1 ³ / ₄ " x 5 ⁸ / ₁₆ "(H)	Dia 45 x 16mm(H) Dia 1 ³ / ₄ " x 5 ⁸ / ₁₆ "(H)	Dia 120 x 85mm(H) Dia 4 ¹ / ₁₆ " x 3 ⁵ / ₁₆ "(H)	Dia 55 x 130mm(H) Dia 2 ¹ / ₁₆ " x 5 ⁵ / ₁₆ "(H)

RD541 w/inner lid RD540 inner lid 6 holes RD556 inner lid one hole 	RD542 RD615 w/APET window 	RD543 RD550 w/inner lid C 	RD544 w/knob & rubber band 
Dia 55 x 86mm(H) Dia 2 ³ / ₁₆ " x 3 ³ / ₈ "(H)	Dia 55 x 258mm(H) Dia 2 ³ / ₁₆ " x 10 ³ / ₁₆ "(H)	Dia 89 x 146 mm(H) Dia 3 ¹ / ₂ " x 5 ³ / ₄ "(H)	Dia 115 x 265mm(H) Dia 4 ⁹ / ₁₆ " x 10 ⁷ / ₁₆ "(H)
RD545 	RD546 RD531 metal body 	RD547 RD313 lid snap different RD456 lid w/window C 	RD548 
Dia 90 x 82mm(H) Dia 3 ⁹ / ₁₆ " x 3 ¹ / ₄ "(H)	Dia 66 x 100mm(H) Dia 2 ⁵ / ₈ " x 3 ¹ / ₁₆ "(H)	Dia 169 x 49mm(H) Dia 6 ¹ / ₁₆ " x 1 ¹ / ₄ "(H)	Dia 80 x 310mm(H) Dia 3 ¹ / ₈ " x 12 ³ / ₁₆ "(H)
RD549 lid height: 13.5mm RD571 flat lid height: 15.8mm RD590 flat lid height: 13 mm 	RD550 w/inner lid RD543 w/o inner lid 	RD551 w/lid inside 	RD552 C 
Dia 75 x 83mm(H) Dia 2 ¹ / ₁₆ " x 3 ¹ / ₄ "(H)	Dia 89 x 146 mm(H) Dia 3 ¹ / ₂ " x 5 ³ / ₄ "(H)	Dia 75 x 260mm(H) Dia 3 ¹ / ₁₆ " x 10 ⁹ / ₁₆ "(H)	Dia 108 x 122mm(H) Dia 4 ¹ / ₄ " x 4 ¹ / ₁₆ "(H)
RD553 C 	RD554 	RD555 RD511 base w/o embossing 	RD556 w/inner lid RD540 inner lid 6 holes RD541 inner lid 19 holes 
Dia 126 x 148mm(H) Dia 4 ¹ / ₁₆ " x 5 ¹ / ₁₆ "(H)	Dia 106 x 150 mm(H) Dia 4 ¹ / ₁₆ " x 5 ⁹ / ₁₆ "(H)	Dia 116 x 135mm(H) Dia 4 ⁹ / ₁₆ " x 5 ⁹ / ₁₆ "(H)	Dia 55 x 93mm(H) Dia 2 ³ / ₁₆ " x 3 ¹ / ₁₆ "(H)
RD557 C 	RD558 C 	RD559 RD586 flat lid 	RD560 
Dia 215 x 61mm(H) Dia 8 ¹ / ₁₆ " x 2 ³ / ₈ "(H)	Dia 136 x 160mm(H) Dia 5 ³ / ₈ " x 6 ³ / ₁₆ "(H)	Dia 79 x 244mm(H) Dia 3 ¹ / ₈ " x 9 ⁵ / ₈ "(H)	Dia 45 x 138mm(H) Dia 1 ³ / ₄ " x 5 ¹ / ₁₆ "(H)

RD561 RD372 lid w/window 	RD562 	RD563 w/inner lid  	RD564 RD371 step lid RD395 flat lid RD469 w/metal handle 
Dia 85 x 120mm(H) Dia 3 ³ / ₈ " x 4 ³ / ₄ "(H)	Dia 84 x 30mm(H) Dia 3 ⁹ / ₁₆ " x 1 ¹ / ₁₆ "(H)	Dia 67 x 153 mm(H) Dia 2 ⁵ / ₈ " x 6"(H)	Dia 108 x 200mm(H) Dia 4 ¹ / ₄ " x 7 ¹ / ₈ "(H)
RD565 	RD566 w/inner lid 	RD567 C 	RD568 body w/insert ring RD348 same size, different construction(w/o inner lid) RD645 same size, different construction(3 inner lid)  
Dia 75 x 276mm(H) Dia 2 ¹ / ₁₆ " x 10 ⁷ / ₈ "(H)	Dia 66 x 83mm(H) Dia 2 ⁵ / ₈ " x 3 ¹ / ₄ "(H)	Dia 100 x 37mm(H) Dia 3 ¹ / ₁₆ " x 1 ¹ / ₁₆ "(H)	Dia 85 x 152mm(H) Dia 3 ³ / ₈ " x 6"(H)
RD569 	RD570 	RD571 lid height: 15.8mm RD549 step lid height: 13.5mm RD590 flat lid height: 13mm 	RD572 PVC window window size: 75mm x 75mm 
Dia 95 x 125mm(H) Dia 3 ³ / ₄ " x 4 ¹ / ₁₆ "(H)	Dia 108 x 215 mm(H) Dia 4 ¹ / ₄ " x 8 ¹ / ₁₆ "(H)	Dia 75 x 100mm(H) Dia 2 ¹ / ₁₆ " x 3 ¹ / ₁₆ "(H)	Dia 90 x 32mm(H) Dia 3 ⁷ / ₁₆ " x 1 ¹ / ₄ "(H)
RD573 lid w/metal ring 	RD574 RD426 lid different, body w/metal handle 	RD575 RD537 base different height: 17mm 	RD576 
Dia 95 x 100mm(H) Dia 3 ³ / ₄ " x 3 ¹ / ₁₆ "(H)	Dia 45 x 62mm(H) Dia 1 ³ / ₄ " x 2 ¹ / ₁₆ "(H)	Dia 45 x 18mm(H) Dia 1 ³ / ₄ " x 1 ¹ / ₁₆ "(H)	Dia 55 x 76mm(H) Dia 2 ³ / ₁₆ " x 3"(H)
RD577 	RD578 	RD579 lid w/plastic insert RD441 lid shape different 	RD580 lid w/plastic insert 
Dia 85 x 91mm(H) Dia 3 ³ / ₈ " x 3 ⁹ / ₁₆ "(H)	Dia 217 x 165mm(H) Dia 8 ⁹ / ₁₆ " x 6 ¹ / ₂ "(H)	Dia 58 x 114mm(H) Dia 2 ⁵ / ₁₆ " x 4 ¹ / ₂ "(H)	Dia 41 x 83mm(H) Dia 1 ⁵ / ₈ " x 3 ¹ / ₄ "(H)

RD581 2pcs tin RD618 w/APET window lid  Dia 89 x 31mm(H) Dia 3 1/2" x 1 1/4"(H)	RD582 body w/tin ring PVC window size: ø43mm  Dia 85 x 36mm(H) Dia 3 3/8" x 1 1/16"(H)	RD583 lid height: 7mm RD345 lid height different (10 mm)  Dia 50.5 x 19 mm(H) Dia 2" x 3/4"(H)	RD584 lid height: 16mm RD444 lid height: 11mm  Dia 136 x 160mm(H) Dia 5 3/8" x 6 3/16"(H)
RD585  Dia 70 x 22mm(H) Dia 2 3/4" x 7/8"(H)	RD586 RD559 step lid  Dia 79 x 149mm(H) Dia 3 1/8" x 5 7/8"(H)	RD587 Inner Lid View Bottom View  Dia 75 x 132mm(H) Dia 2 15/16" x 5 1/16"(H)	RD588 RD698 w/o inner lid  AEH : 202mm Dia 106 x 158mm(H) Dia 4 1/4" x 6 1/4"(H)
RD589 click-clack lid  Dia 54 x 19mm(H) Dia 2 1/8" x 3/4"(H)	RD590 lid height: 13mm RD549 step lid height :13.5mm RD571 flat lid height: 15.8mm  Dia 75 x 83mm(H) Dia 2 15/16" x 3 1/4"(H)	RD591 PVC window window size: 30mm x 30mm  Dia 60 x 8mm(H) Dia 2 3/8" x 5/16"(H)	RD592  Dia 84 x 307mm(H) Dia 3 3/16" x 12 1/16"(H)
RD593 body w/insert ring  Dia 90 x 36mm(H) Dia 3 9/16" x 1 1/16"(H)	RD594 lid w/insert ring  Dia 70 x 140mm(H) Dia 2 3/4" x 5 1/2"(H)	RD595  Dia 77 x 122mm(H) Dia 3" x 4 13/16"(H)	RD596 w/welded Body  Dia 65.5 x 124mm(H) Dia 2 9/16" x 3 7/8"(H)
RD597 lid w/HDPE ring RD397 lid w/plastic insert RD622 lid w/tin insert  Dia 106 x 116mm(H) Dia 4 1/16" x 4 5/16"(H)	RD598 lid w/HDPE ring RD474 lid w/plastic insert  Dia 67 x 76mm(H) Dia 2 5/8" x 3"(H)	RD599  Dia 100 x 46mm(H) Dia 3 15/16" x 1 13/16"(H)	RD600 lid only  Dia 76 x 19mm(H) Dia 3" x 3/4"(H)

RD601 PET window window size: ø30mm  Dia 40.5 x 96mm(H) Dia 1 5/8" x 3 9/16"(H)	RD602 RD671 lid w/coil slot  Dia 88 x 125mm(H) Dia 3 4/16" x 4 15/16"(H)	RD603 w/inner lid RD665 w/o inner lid & lid w/window RT694 w/o inner lid  Dia 45 x 87mm(H) Dia 1 3/4" x 3 7/16"(H)	RD604 2pcs tin APET window ø90mm RD629 lid w/o window  Dia 127 x 25mm(H) Dia 5" x 1"(H)
RD605 RD307 lid different RD423 lid different  Dia 90 x 150mm(H) Dia 3 9/16" x 5 15/16"(H)	RD606 lid height 50mm body w/insert ring  Dia 62 x 114mm(H) Dia 2 1/2" x 4 1/2"(H)	RD607 lid height 50mm body w/insert ring  Dia 68 x 129mm(H) Dia 2 11/16" x 5 1/16"(H)	RD608 lid height : 60mm body w/insert ring RD630 lid height : 72mm  Dia 76 x 165mm(H) Dia 3" x 6 1/2"(H)
RD609 twist lid & body w/plastic insert  Dia 82 x 32mm(H) Dia 3 1/4" x 1 1/4"(H)	RD610 lid w/metal insert RD533 w/different lid RD695 flat lid  AEH : 82,148,mm Dia 45 x 210mm(H) Dia 1 13/16" x 8 1/16"(H)	RD611 welded body  Dia 107 x 177mm(H) Dia 4 1/8" x 6 15/16"(H)	RD612 lid height: 17mm RD484 lid Height: 13mm  AEH : 67,83,130,112mm Dia 66 x 102mm(H) Dia 2 5/8" x 4"(H)
RD613 lid height:20mm RD320 w/o inner lid  Dia 75 x 155mm(H) Dia 2 15/16" x 6 1/8"(H)	RD614  Dia 280 x 350mm(H) Dia 11" x 13 9/16"(H)	RD615 w/inner lid APET window size: 25mm x 38mm RD542 w/o window  Dia 55 x 78mm(H) Dia 2 3/16" x 3 1/16"(H)	RD616 2pcs tin, w/sheet hinge  Dia 76 x 25mm(H) Dia 3" x 1"(H)
RD617 lid only  Dia 46 x 22mm(H) Dia 1 15/16" x 7/8"(H)	RD618 APET window window size: ø62mm RD581 w/o window lid  Dia 89 x 30mm(H) Dia 3 1/2" x 1 3/16"(H)	RD619 lid w/metal insert RD303 lid roll-out, flat lid RD339 lid roll-out, step lid RD346 plug-in lid RD491 lid roll-out, more round flat lid RD626 lid roll-out, flat lid  AEH : 185mm Dia 98 x 125mm(H) Dia 3 7/8" x 4 15/16"(H)	RD620 lid w/tin insert  Dia 75 x 120mm(H) Dia 3" x 4 3/4"(H)

RD661 RD438 lid w/o coin slot RD681 w/eyelet handle 	RD662 2 pcs tin RD417 different lid 	RD663 lid only 	RD664 RD325 step lid w/wire handle RD685 step lid w/window & w/wire handle  AEH: 32, 57, 67, 70, 87, 100mm
Dia 106 x 123mm(H) Dia 4 ⁹ / ₁₆ " x 4 ¹³ / ₁₆ "(H)	Dia 80 x 26mm(H) Dia 3 ¹ / ₈ " x 1"(H)	Dia 130 x 16mm(H) Dia 5 ¹ / ₈ " x ⁵ / ₁₆ "(H)	Dia 183 x 198mm(H) Dia 7 ³ / ₁₆ " x 7 ¹³ / ₁₆ "(H)
RD665 APET window ø40mm RD603 lid w/o window w/ inner lid RD694 lid no window 	RD666 lid w/debossing RD703 lid w/window (same lid as RD461) C 	RD667 lid height 18mm RD621 w/ inner lid  AEH: 98, 110, 150mm	RD668 lid same as RD303 RD502 lid different, bottom w/o hole 
Dia 45 x 87mm(H) Dia 1 ³ / ₄ " x 3 ⁷ / ₁₆ "(H)	Dia 65 x 114mm(H) Dia 2 ⁹ / ₁₆ " x 4 ¹ / ₂ "(H)	Dia 84 x 106mm(H) Dia 3 ⁵ / ₁₆ " x 4 ⁹ / ₁₆ "(H)	Dia 100 x 51mm(H) Dia 3 ¹⁵ / ₁₆ " x 2"(H)
RD669 w/3 inner lid RD645 inner lid different RD568 w/2 different inner lid RD348 w/o inner lid RD670 2 layer w/o inner lid 	RD670 2layer tin w/o inner lid RD348 3 layer tin RD568 3 layer w/2 inner lid RD645 3 layer w/3 inner lid different 	RD671 body dia.80mm RD602 lid w/o coin slot C 	RD672 
Dia 85 x 152mm(H) Dia 3 ⁹ / ₁₆ " x 6"(H)	Dia 85 x 107mm(H) Dia 3 ³ / ₈ " x 4 ³ / ₁₆ "(H)	Dia 89 x 125mm(H) Dia 3 ¹ / ₂ " x 4 ¹³ / ₁₆ "(H)	Dia 96 x 220mm(H) Dia 3 ³ / ₄ " x 8 ¹ / ₁₆ "(H)
RD673 2pc twist tin w/AS plastic insert 	RD674 body w/tin ring 	RD675 body w/tin ring RD682, RD683, RD684 w/different size windows 	RD676 RD700 ear different 
Dia 50 x 20mm(H) Dia 1 ¹¹ / ₁₆ " x 1 ³ / ₁₆ "(H)	Dia 80 x 55mm(H) Dia 3 ¹ / ₈ " x 2 ³ / ₁₆ "(H)	Dia 200 x 100mm(H) Dia 7 ⁷ / ₈ " x 3 ¹⁵ / ₁₆ "(H)	Dia 107 x 103mm(H) Dia 4 ³ / ₁₆ " x 4 ¹ / ₁₆ "(H)
RD677 body dia. 66mm 	RD678 body dia. 94mm RD699 plug lid RD692 different lid RD408 plug lid, seaming base 	RD679 w/tin insert RD305 w/plastic lid  body H: 108mm	RD680 w/tin inert RD330 w/plastic lid  body H: 100mm
Dia 70 x 91mm(H) Dia 2 ⁹ / ₄ " x 3 ⁹ / ₁₆ "(H)	Dia 115 x 289mm(H) Dia 4 ¹ / ₂ " x 11 ³ / ₁₆ "(H)	Dia 90 x 180mm(H) Dia 3 ⁹ / ₁₆ " x 7 ¹ / ₁₆ "(H)	Dia 107 x 120mm(H) Dia 4 ³ / ₁₆ " x 4 ³ / ₄ "(H)

RD681 w/eyelet handle RD661 wear part handle RD438 handle different, w/o coin slot 	RD682 body w/tin ring lid w/5 windows RD683, RD684 w/different size window C RD675 w/o window  window size: 25mm 36mm 80mm	RD683 body w/tin ring lid w/3 windows RD682, RD684 w/different size window C RD675 w/o window  window size: 25mm 50mm 100mm	RD684 body w/tin ring lid w/1 window RD682, RD684 w/different size window C RD675 w/o window  window size: 65mm
Dia 106 x 123mm(H) Dia 4 ⁹ / ₁₆ " x 4 ¹³ / ₁₆ "(H)	Dia 200 x 100mm(H) Dia 7 ⁷ / ₈ " x 3 ¹⁵ / ₁₆ "(H)	Dia 200 x 100mm(H) Dia 7 ⁷ / ₈ " x 3 ¹⁵ / ₁₆ "(H)	Dia 200 x 100mm(H) Dia 7 ⁷ / ₈ " x 3 ¹⁵ / ₁₆ "(H)
RD685 PVC window size ø97mm C RD335 w/o window RD413 flat lid w/o window RD632 dome lid, lid w/o window RD664 plug lid w/wire handle  AEH: 32, 57, 67, 70, 100, 200mm	RD686 RD696 lid height different RD327 lid different RD628, RD711 lid different w/lnob RD633 lid different, body w/card holder 	RD687 2pc tin 	RD688 2pc tin RD482 body height different 
Dia 183 x 87mm(H) Dia 7 ³ / ₁₆ " x 3 ⁷ / ₁₆ "(H)	Dia 155 x 50mm(H) Dia 6 ¹ / ₈ " x 1 ¹⁵ / ₁₆ "(H)	Dia 94 x 26mm(H) Dia 3 ¹ / ₄ " x 1"(H)	Dia 135 x 32mm(H) Dia 5 ⁹ / ₁₆ " x 1 ¹ / ₄ "(H)
RD689 2pc tin 	RD690 2pc tin 	RD691 lid w/metal inert body dia. 126mm  146mm	RD692 body dia. 94mm RD678 lid different  body H: 128mm
Dia 62.5 x 22mm(H) Dia 2 ⁷ / ₁₆ " x 7 ¹ / ₈ "(H)	Dia 40 x 14mm(H) Dia 1 ⁹ / ₁₆ " x 9 ¹ / ₁₆ "(H)	Dia 139 x 130mm(H) Dia 5 ¹ / ₂ " x 5 ¹ / ₈ "(H)	Dia 125 x 154mm(H) Dia 4 ⁹ / ₁₆ " x 6 ¹ / ₁₆ "(H)
RD693 2pc tin 	RD694 RD403 w/inner lid RD665 lid w/window 	RD695 RD533 down lid RD610 lid w/metal inert  AEH: 72, 136, 165, 200mm	RD696 2pc tin RD647 different step lid 
Dia 63 x 24mm(H) Dia 2 ¹ / ₂ " x 1 ⁹ / ₁₆ "(H)	Dia 45 x 84mm(H) Dia 1 ³ / ₄ " x 3 ⁹ / ₁₆ "(H)	Dia 45 x 196mm(H) Dia 1 ³ / ₄ " x 7 ¹ / ₁₆ "(H)	Dia 53 x 17mm(H) Dia 2 ¹ / ₁₆ " x 1 ¹ / ₁₆ "(H)
RD697 C  30mm	RD698 RDS88 w/inner lid  AEH: 154mm	RD699 plug lid, rolled-in base body dia.94mm RD678 lid different RD408 seaming base 	RD700 RD676 ear different 
Dia 120 x 191.5mm(H) Dia 4 ³ / ₄ " x 7 ⁹ / ₁₆ "(H)	Dia 106 x 202mm(H) Dia 4 ³ / ₁₆ " x 7 ¹⁵ / ₁₆ "(H)	Dia 97.5 x 267mm(H) Dia 3 ⁹ / ₁₆ " x 10 ⁹ / ₁₆ "(H)	Dia 107 x 103mm(H) Dia 4 ³ / ₁₆ " x 4 ¹ / ₁₆ "(H)

RD701 flat lid RD313 step lid (seaming) RD547 step lid (vertical)  AEH : 46, 48, 75, 80, 133mm Dia 169 x 50mm(H) Dia 6 ⁵ / ₈ " x 1 ¹³ / ₁₆ "(H)	RD702 window size ø38mm lid w/plastic insert RD441 no window, seaming base  Dia 58 x 36mm(H) Dia 2 ⁹ / ₁₆ " x 1 ¹ / ₁₆ "(H)	RD703 lid same as RD461 APET window size ø65mm RD666 lid w/o window  Dia 65 x 44mm(H) Dia 2 ⁹ / ₁₆ " x 1 ³ / ₄ "(H)	RD704 RD415 lid different  body H 28mm Dia 86 x 31mm(H) Dia 3 ³ / ₈ " x 1 ¹ / ₄ "(H)
RD705 2pc tin RD419 flat lid  Dia 75 x 34.5mm(H) Dia 2 ¹⁵ / ₁₆ " x 1 ³ / ₈ "(H)	RD706 2pc tin lid height 10mm RD642 lid height 8mm  Dia 69.5 x 22.5mm(H) Dia 2 ⁹ / ₄ " x 7 ⁸ / ₁₆ "(H)	RD707 body recessed  Dia 80 x 154mm(H) Dia 3 ¹ / ₈ " x 6 ¹ / ₁₆ "(H)	RD708  body H 78mm Dia 88.5 x 106mm(H) Dia 3 ¹ / ₂ " x 4 ⁹ / ₁₆ "(H)
RD709 rolled-in base lid height 18mm RD310 flat lid, seaming base  Dia 108 x 43mm(H) Dia 4 ¹ / ₄ " x 1 ¹³ / ₁₆ "(H)	RD710 step lid lid height 18mm RD310 flat lid RD371 step lid (lid height 12mm) RD395 lid different RD449 lid w/window size ø86mm RD712 lid w/metal knob RD709 rolled-in base RD599 lid different (flat lid height 13mm)  AEH : 45, 64, 110, 120, 127, 140, 145, ,mm Dia 108 x 83mm(H) Dia 4 ¹ / ₄ " x 3 ¹ / ₄ "(H)	RD711 w/metallic knob ø25mm RD628 knob different RD327 lid w/o knob RD390 lid different RD333 lid different, body w/card holder  AEH : 40, 50, 125, 215mm Dia 155 x 160mm(H) Dia 6 ¹ / ₈ " x 6 ⁹ / ₁₆ "(H)	RD712 w/metallic knob ø19mm RD310 w/o knob RD599, RD371, RD395, RD449, RD710 lid different RD724 knob different (same as RD654)  AEH : 45, 64, 83, 110, 120, 127, 145, 155, 200, 273mm Dia 108 x 140mm(H) Dia 4 ¹ / ₄ " x 5 ¹ / ₂ "(H)
RD713 lid height 14mm RD599 seaming base RD310 seaming base, lid height different (16mm)  Dia 108 x 35mm(H) Dia 4 ¹ / ₄ " x 1 ³ / ₈ "(H)	RD714 body w/tin ring RD408 lid different RD719 coin slot size different (45mm)  33mm coin slot body H 118mm Dia 76 x 216mm(H) Dia 3" x 8 ¹ / ₂ "(H)	RD715 lid w/metal insert RD511 lid different  14mm Dia 124 x 129mm(H) Dia 4 ⁷ / ₈ " x 5 ¹ / ₁₆ "(H)	RD716 body height 114mm RD594 lid different  22mm Dia 71 x 124mm(H) Dia 2 ¹³ / ₁₆ " x 4 ⁷ / ₈ "(H)
RD717 RD424 lid different RD321 lid different  AEH : 30, 35, 65, 80, 115, 125, 218mm Dia 95 x 60mm(H) Dia 3 ³ / ₄ " x 2 ³ / ₈ "(H)	RD718 2pc tin w/clear GP window RD475 sand blast GP window  Dia 67 x 25mm(H) Dia 2 ⁹ / ₁₆ " x 1"(H)	RD719 body w/tin ring RD714 coin slot size different (33mm)  45mm coin slot body H 181mm Dia 76 x 216mm(H) Dia 3" x 8 ¹ / ₂ "(H)	RD720 RD453 w/window  AEH : 51mm Dia 100 x 45mm(H) Dia 3 ¹⁵ / ₁₆ " x 1 ¹ / ₁₆ "(H)

RD721 RD581 lid different RD373 seaming base  AEH : 29, 140mm Dia 90 x 80mm(H) Dia 3 ⁹ / ₁₆ " x 3 ¹ / ₈ "(H)	RD722 RD351 lid different RD740 lid different w/handle  body height 125mm Dia 127 x 130mm(H) Dia 5" x 5 ¹ / ₈ "(H)	RD723 2pc tin w/AS plastic insert  Dia 120 x 51mm(H) Dia 4 ³ / ₄ " x 2"(H)	RD724 knob same as RD654 RD310 w/o knob RD712 w/metal knob  AEH : 45, 64, 83, 110, 120, 127, 145, 155, 273mm Dia 108 x 140mm(H) Dia 4 ¹ / ₄ " x 5 ¹ / ₂ "(H)
RD725 lid height 17mm RD454 lid different  AEH : 40, 64, 104, 117, 150mm Dia 250 x 100mm(H) Dia 9 ¹³ / ₁₆ " x 3 ¹⁵ / ₁₆ "(H)	RD726 lid height 24mm Body Dia. 67mm RD403 lid different  body height 150mm Dia 70 x 156mm(H) Dia 2 ³ / ₄ " x 6 ¹ / ₈ "(H)	RD727 fold out lid  15mm AEH : 125 , 135mm Dia 97 x 146mm(H) Dia 3 ¹³ / ₁₆ " x 5 ³ / ₄ "(H)	RD728 lid height 12mm RD337 flat lid different (lid H16mm) RD686 lid different  AEH : 40, 42 , 50, 125, 160mm Dia 155 x 35mm(H) Dia 6 ¹ / ₈ " x 1 ³ / ₈ "(H)
RD729 2pc tin RD479 lid different  body H 19.5mm Dia 65 x 22mm(H) Dia 2 ⁹ / ₁₆ " x 7 ⁸ / ₁₆ "(H)	RD730 recess lid RD545 bottom different  body H 30mm Dia 90 x 45mm(H) Dia 3 ⁹ / ₁₆ " x 1 ³ / ₄ "(H)	RD731 2pc tin push to open  Push Dia 71 x 23mm(H) Dia 2 ¹³ / ₁₆ " x 7 ⁸ / ₁₆ "(H)	RD732 2pc tin recess lid  Dia 45 x 26mm(H) Dia 1 ³ / ₄ " x 1"(H)
RD733 RD664 plug lid RD325 step lid w/wire handle RD685 different lid window no wire handle lid H 15mm  AEH : 32,57,67,70,87,100,198mm Dia 183 x 240mm(H) Dia 7 ³ / ₁₆ " x 9 ⁷ / ₁₆ "(H)	RD734 Body same as RD721 Dia. 90mm  lid H 30mm body H 145mm Dia 92 x 162mm(H) Dia 3 ⁹ / ₈ " x 6 ³ / ₈ "(H)	RD735 body w/tin ring lid w/5 window RD675 w/o window RD736 / RD737 / RD682 / RD683 / RD684 / w/different window size  Dia 200 x 100mm(H) Dia 7 ⁷ / ₈ " x 3 ¹ / ₁₆ "(H)	RD736 body w/tin ring lid w/ window ø75mm  RD675 w/o window RD735 / RD737 / RD682 / RD683 / RD684 / w/different window size Dia 200 x 100mm(H) Dia 7 ⁷ / ₈ " x 3 ¹ / ₁₆ "(H)
RD737 body w/tin ring lid w/ window ø45mm RD675 w/o window RD682 / RD683 / RD684 / RD735 / RD737 w/different size window  Dia 200 x 100mm(H) Dia 7 ¹ / ₁₆ " x 3 ¹⁵ / ₁₆ "(H)	RD738 arm clip on body RD739 flat lid RD775 lid w/coin slot arm structure different (same as rd768)  TTL H 190mm body H 169mm AEH : 211mm Dia 85 x 190mm(H) Dia 3 ³ / ₈ " x 7 ¹ / ₂ "(H)	RD739 arm clip on body RD738 dome lid RD769 arm down RD768 arm down and arm structure different  lid H 25mm TTL H 190mm AEH : 160mm Dia 85 x 190mm(H) Dia 3 ³ / ₈ " x 7 ¹ / ₂ "(H)	RD740 RD351 lid w/o handle  handle H 33mm body H 120mm AEH : 45,55,60,123,150,254mm Dia 127 x 120mm(H) Dia 5" x 4 ⁹ / ₄ "(H)

RD741 RD328 lid no handle  AEH :25,26,45,50,60,65,70,85,90,100mm Dia 136 x 170mm(H) Dia 5 3/8" x 6 11/16"(H)	RD742 RD315 lid no handle  AEH :53,60,67,70,80,85,90mm Dia 197 x 140mm(H) Dia 7 3/4" x 5 1/2"(H)	RD743 lid w/tin ring RD409 lid different  AEH :190,205mm Dia 134 x 172mm(H) Dia 5 1/4" x 6 3/4"(H)	RD744 lid w/tin ring RD622 lid different  AEH :232,mm Dia 106 x 172mm(H) Dia 4 1/16" x 6 3/4"(H)
RD745 RD594 lid w/in insert RD716 lid different  AEH :123,150,158,mm Dia 70 x 162mm(H) Dia 2 3/4" x 6 3/8"(H)	RD746 RD396 lid no handle RD628 lid w/inob RD633 different handle w/card holder  AEH :125,162,180mm Dia 155 x 133mm(H) Dia 6 1/8" x 5 1/4"(H)	RD747 lid same as RD478 window size ø75mm RD649 lid different  Dia 80 x 60mm(H) Dia 3 1/8" x 2 3/8"(H)	RD748 twist lid body w/plastic insert  Dia 64 x 27mm(H) Dia 2 1/2" x 1 1/16"(H)
RD749 w/winner lid inner lid w/ 11 holes recess body  Dia 50 x 76mm(H) Dia 1 7/16" x 3"(H)	RD750 2pcs tin GP window ø45mm RD774 body height 15mm different  Dia 50 x 35mm(H) Dia 1 7/16" x 1 3/8"(H)	RD751 2pcs tin GP window ø60mm same as RD718 RD752 lid no window  Dia 65 x 49mm(H) Dia 2 3/16" x 1 7/8"(H)	RD752 2pcs tin RD751 lid w/GP window  Dia 65 x 49mm(H) Dia 2 3/16" x 1 7/8"(H)
RD753 2pcs tin GP window ø75mm same as RD478 RD754 lid no window RD755H30 body H 20mm different  Dia 80 x 57mm(H) Dia 3 1/8" x 2 1/8"(H)	RD754 2pcs tin RD753 lid w/GP window  Dia 80 x 54mm(H) Dia 3 1/8" x 2 1/8"(H)	RD755 2pcs tin GP window ø75mm same as RD478 RD756 body H 52mm different RD756 lid no window  Dia 80 x 31mm(H) Dia 3 1/8" x 1 1/4"(H)	RD756 2pcs tin RD755 lid w/GP window  Dia 80 x 28mm(H) Dia 3 1/8" x 1 1/8"(H)
RD757 2pcs tin GP window ø90mm RD758 lid no window RD784 Body different  Dia 95 x 67mm(H) Dia 3 3/4" x 2 5/8"(H)	RD758 2pcs tin RD757 lid w/GP window  Dia 95 x 63mm(H) Dia 3 3/4" x 2 1/2"(H)	RD759 2 pcs tin lid H 11mm  Dia 100 x 27mm(H) Dia 3 7/8" x 1 1/16"(H)	RD760 body w/plastic tube LB H 55mm  Dia 108 x 140mm(H) Dia 4 1/4" x 5 1/2"(H)

RD761 bottom recess for stacking RD763 body w/window  BodyH :80,95,125,171mm Dia 75 x 91mm(H) Dia 2 7/16" x 3 3/16"(H)	RD762 bottom recess for stacking lid h25mm  Dia 98 x 137mm(H) Dia 3 7/8" x 5 3/8"(H)	RD763 APET window 28x25mm bottom recess for stacking RD761 body no window  BodyH :80,95,125mm Dia 75 x 106mm(H) Dia 2 7/16" x 4 1/16"(H)	RD764 lid H: 44mm w/PE inner lid  Dia 76 x 152mm(H) Dia 3" x 6"(H)
RD765 RD498 lid different RD588 lid different w/inner lid  AEH :154,202mm Dia 106 x 96mm(H) Dia 4 1/16" x 3 3/4"(H)	RD766 2 pcs tin push to open Press  Dia 55 x 22mm(H) Dia 2 1/8" x 7/8"(H)	RD767 2 pcs tin push to open Press  Dia 81 x 22mm(H) Dia 3 1/8" x 7/8"(H)	RD768 arm rolled on body RD769 arm structure different RD738 arm up, arm structure different  Dia 85 x 190mm(H) Dia 3 3/8" x 7 1/2"(H)
RD769 arm clip on body RD768 arm structure different RD739 arm up  Dia 85 x 190mm(H) Dia 3 3/8" x 7 1/2"(H)	RD770 body w/tin ring no inner lid RD645 w/3 inner lid RD568 w/2 inner lid RD548 same size, structure different lid w/in insert  Dia 85 x 152mm(H) Dia 3 3/8" x 6"(H)	RD771 Recess body lid H 15mm  Dia 75 x 154mm(H) Dia 2 7/16" x 6 1/16"(H)	RD772 Lid H 20mm RD613 winner lid RD520 lid height different  AEH :107,155,220,317,340mm Dia 75 x 115mm(H) Dia 2 7/16" x 4 1/2"(H)
RD773 2 pcs tin RD364 flat lid  Dia 43 x 15mm(H) Dia 1 7/16" x 9/16"(H)	RD774 2 pcs tin GP window ø45mm RD750 body height 31mm different  Dia 50 x 20.5mm(H) Dia 1 7/16" x 1 3/16"(H)	RD775 arm rolled on body coin slot 35x4mm RD738 lid w/coin slot, arm structure different RD768 flat lid, arm down  AEH :211mm Dia 85 x 190mm(H) Dia 3 3/8" x 7 1/2"(H)	RD776 2pc tin,screw lid w/plastic insert RD609 lid different,plastic insert different  Dia 82 x 32mm(H) Dia 3 1/4" x 1 1/4"(H)
RD777 2pc tin RD478 lid w/window Body same as RD753,RD754  Dia 80 x 57mm(H) Dia 3 1/8" x 2 1/4"(H)	RD778 lid w/tin insert RD359 lid w/plastic ring recess lid or slip in lid  AEH152 Dia 90 x 174mm(H) Dia 3 5/8" x 6 7/8"(H)	RD779 2pc tin,screw lid w/plastic insert RD673 lid different plastic insert different RD807 bottom height different(ø123mm)  Dia 50 x 20mm(H) Dia 1 7/16" x 1 3/16"(H)	RD780 2pc tin,screw lid w/plastic insert RD723 lid different plastic insert different  Dia 120 x 51mm(H) Dia 4 3/4" x 2"(H)














RD781 胶内盖 身有胶内托  Dia 43 x 95mm(H) Dia 1 1/16" x 3 3/4"(H)	RD782 cone shape lid RD444 lid different  body size Dia137 Dia 139 x 98mm(H) Dia 5 1/2" x 3 7/8"(H)	RD783 2pc tin, lid w/tin insert body deep drawn RD425 seaming base  body H 60mm Dia 75 x 77mm(H) Dia 2 9/16" x 3 1/8"(H)	RD784 2pc tin RD717 lid w/o window RD757 body different Gp window φ90mm  RDT57 Lid+RD717 Lady Dia 95 x 64mm(H) Dia 3 3/4" x 2 1/2"(H)
RD785 wire handle twist lid RD414 coin slot size different, w/wm handle  AEH : 140mm Dia 86 x 120mm(H) Dia 3 3/8" x 4 3/4"(H)	RD786 RD579 lid different w/ plastic insert  body H 44mm Dia 58 x 56mm(H) Dia 2 5/16" x 2 3/8"(H)	RD787 RD612 winner lid RD484 winner lid, lid height different  Lid height 17mm (Lid H25mm) RD811 W/wm Lid H25mm Dia 66 x 93mm(H) Dia 2 5/8" x 3 1/8"(H)	RD788 RD438 w/handle & ear  Dia 106 x 123mm(H) Dia 4 1/8" x 4 13/16"(H)
RD789 lid w/triangle window 45x45x45mm RD675 lid different RD790,RD791 window different RD792 lid no window  Dia 200 x 100mm(H) Dia 7 7/8" x 3 15/16"(H)	RD790 lid w/window Dia.67mm RD675 lid different RD789,RD791 window different RD792 lid no window  Dia 200 x 100mm(H) Dia 7 7/8" x 3 15/16"(H)	RD791 lid w/window 47x47mm RD675 lid different RD789,RD790 window different RD792 lid no window  Dia 200 x 100mm(H) Dia 7 7/8" x 3 15/16"(H)	RD792 lid w/window 47x47mm RD675 lid different RD789,RD790,RD791 lid w/window  Dia 200 x 100mm(H) Dia 7 7/8" x 3 15/16"(H)
RD793 Recess lid RD386 seaming base  TTL 170mm body H 155mm Dia 67 x 170mm(H) Dia 2 5/8" x 6 11/16"(H)	RD794 Recess lid RD721 step lid RD359 seaming base  TTL 152mm/body H body H 137mm Dia 89 x 152mm(H) Dia 3 1/2" x 6"(H)	RD795 AEH73  Dia 100 x 38mm(H) Dia 3 9/16" x 1 1/2"(H)	RD796 Lid only  Dia 70 x 8mm(H) Dia 2 3/4" x 5/16"(H)
RD797 Lid only  Dia 70 x 8mm(H) Dia 2 3/4" x 5/16"(H)	RD798 RD310 Flat lid  TTL 110mm/body H body H 90mm Body Dia 108x90mm(H) Dia 111 x 110mm(H) Dia 4 3/8" x 4 5/16"(H)	RD799  Dia 120 x 35.5mm(H) Dia 4 3/4" x 1 3/8"(H)	RD800  Dia 74 x 20mm(H) Dia 2 5/16" x 13/16"(H)

RD801 2PC Tin wood Lid RD706 Lid different  body H 22mm Dia 69 x 29mm(H) Dia 2 3/4" x 1 1/8"(H)	RD802 2PC Tin wood Lid RD668 Lid different  body H 70mm Dia 98 x 80mm(H) Dia 3 7/8" x 3 1/8"(H)	RD803 2PC Tin wood Lid RD744 Lid different  body H 120mm Dia 106 x 162mm(H) Dia 4 1/8" x 6 3/8"(H)	RD804 RD628 no card Holder RD628 WRD633 card Holder  Dia 155 x 162mm(H) Dia 6 1/8" x 6 3/8"(H)
RD805  Dia 70 x 24mm(H) Dia 2 3/4" x 1 5/16"(H)	RD806 RD302 step lid w/ window Lid H80φ104 body H160φ98  Dia 104 x 210mm(H) Dia 4 1/16" x 8 1/4"(H)	RD807 2PC Tin screw lid w/plastic insert  body H 25mm Dia 50 x 30mm(H) Dia 1 5/16" x 1 3/16"(H)	RD808 Body φ73.5x90mm(H)  Dia 75 x 118mm(H) Dia 2 5/16" x 4 5/8"(H)
RD809  Body φ84x125mm(H) Dia 84 x 125mm(H) Dia 3 5/16" x 6 1/8"(H)	RD810  Body φ95x155mm(H) Dia 95 x 190mm(H) Dia 3 3/4" x 7 1/2"(H)	RD811 inner lid same design as RD621 RD484 inner lid different Lid H 25mm TTL 111 body H 108mm  Body H 108 Dia 67 x 111mm(H) Dia 2 5/8" x 4 3/8"(H)	RD812 Lid H34mm same as RD407 RD621 Bottom different Lid H18mm TTL 129 body H 132mm  Body H 108 Dia 83 x 132mm(H) Dia 3 1/4" x 5 1/8"(H)




















SQ-UP




















<p>SQ201</p>  <p>AEH - 60mm, 62mm 45 x 45 x 64mm(H) 1 3/4" x 1 3/4" x 2 1/2" (H)</p>	<p>SQ203</p>  <p>55 x 55 x 57mm(H) 2 1/8" x 2 1/8" x 2 1/4" (H)</p>	<p>SQ202 / SQ205 / SQ209</p>  <p>SQ202 SQ265 w/window lid 110 x 110 x 135mm(H) 4 3/16" x 4 3/16" x 5 1/8" (H) AEH - 51mm, 153mm, 160mm, 200mm</p> <p>SQ205 130 x 130 x 150mm(H) 5 1/8" x 5 1/8" x 5 7/8" (H) AEH - 76mm, 146mm</p> <p>SQ209 90 x 90 x 120mm(H) 3 5/16" x 3 5/16" x 4 3/4" (H) AEH - 165mm, 187mm, 292mm</p>	
<p>SQ204</p>  <p>AEH - 30mm, 39mm, 111mm, 148mm 217 x 217 x 64mm(H) 8 5/8" x 8 5/8" x 2 1/2" (H)</p>	<p>SQ206</p> <p>SQ307 plus lid different SQ309 plus lid different</p>  <p>AEH - 98mm, 140mm 77 x 77 x 90mm(H) 3 1/16" x 3 1/16" x 3 5/8" (H)</p>	<p>SQ208</p> <p>SQ228 flat lid & roll-in base</p>  <p>72 x 72 x 93mm(H) 2 7/16" x 2 7/16" x 3 1/16" (H)</p>	<p>SQ210</p>  <p>AEH - 35mm, 183mm 189 x 189 x 62mm(H) 7 1/4" x 7 1/4" x 2 1/2" (H)</p>
<p>SQ211</p>  <p>AEH - 40mm, 60mm, 70mm 198 x 198 x 64mm(H) 7 7/16" x 7 7/16" x 2 1/2" (H)</p>	<p>SQ212</p> <p>00mm(H) 8 9/16" x 8 9/16" x 2 1/2" (H)</p>	<p>SQ213 / SQ214 / SQ219</p>  <p>SQ214 SQ280 winner lid 59 x 59 x 76mm(H) 2 3/16" x 2 3/16" x 3" (H) AEH - 65mm, SQ250 lid w/window, flat lid</p> <p>SQ213 SQ270 4 corners different SQ272 flat lid SQ279 lid w/ window 75 x 75 x 95mm(H) 2 7/16" x 2 7/16" x 3 3/4" (H) AEH - 40mm, 101mm</p> <p>SQ219 90 x 90 x 118mm(H) 3 5/16" x 3 5/16" x 4 3/4" (H) AEH - 90mm, 129mm, 150mm, 163mm</p>	
<p>SQ215</p>  <p>287 x 287 x 111mm(H) 11 1/16" x 11 1/16" x 4 3/8" (H)</p>	<p>SQ216</p> <p>AEH - 122mm 100 x 100 x 155mm(H) 3 7/16" x 3 7/16" x 6 1/8" (H)</p>	<p>SQ217</p> <p>SQ311 lid w/window</p>  <p>AEH - 120mm 95 x 95 x 54mm(H) 3 3/4" x 3 3/4" x 2 1/8" (H)</p>	<p>SQ218 window size: 62 mm x 62 mm</p>  <p>77 x 77 x 53mm(H) 2 7/16" x 2 7/16" x 2 1/8" (H)</p>
<p>SQ219</p> <p>SQ234 step lid, roll-in base SQ254 flat lid, roll-in base SQ260 lid w/window: 38mm x 38mm, roll-in base SQ276 lid w/window: 67mm x 67mm, roll-in base</p>  <p>AEH - 118mm, 120mm, 150mm 90 x 90 x 163mm(H) 3 5/16" x 3 5/16" x 6 3/8" (H)</p>	<p>SQ220</p> <p>SQ247 lid w/coil slot</p>  <p>AEH - 114mm, 120mm, 128mm, 153mm 70 x 70 x 135mm(H) 2 3/4" x 2 3/4" x 5 1/8" (H)</p>	<p>SQ221</p>  <p>AEH - 120mm, 191mm, 55mm 122 x 122 x 150mm(H) 4 3/4" x 4 3/4" x 5 7/8" (H)</p>	<p>SQ222</p> <p>SQ219 step lid, seaming base SQ254 flat lid, roll-in base SQ260 lid w/window: 38mm x 38mm, roll-in base SQ276 lid w/window: 67mm x 67mm, roll-in base SQ283 lid w/coil slot, roll in base</p>  <p>AEH - 70mm, 81mm, 145mm 90 x 90 x 54mm(H) 3 5/16" x 3 5/16" x 2 1/8" (H)</p>

<p>SQ223</p>  <p>265 x 265 x 65mm(H) 10 7/16" x 10 7/16" x 2 5/16" (H)</p>	<p>SQ224</p>  <p>100 x 100 x 122mm(H) 3 7/16" x 3 7/16" x 4 7/16" (H)</p>	<p>SQ225</p>  <p>60 x 60 x 35mm(H) 2 3/8" x 2 3/8" x 1 3/8" (H)</p>	<p>SQ226 body w/insert ring SQ253 lid w/insert ring</p>  <p>120 x 120 x 35mm(H) 4 3/4" x 4 3/4" x 1 3/8" (H)</p>
<p>SQ227</p> <p>SQ287 lid w/window: 78mm x 78mm SQ292 lid w/window: 68mm x 68mm</p>  <p>AEH - 160mm 98 x 98 x 33mm(H) 3 7/16" x 3 7/16" x 1 1/4" (H)</p>	<p>SQ228</p> <p>SQ208 step lid & seaming base</p>  <p>AEH - 65mm 72 x 72 x 55mm(H) 2 7/16" x 2 7/16" x 2 1/8" (H)</p>	<p>SQ229</p>  <p>164 x 164 x 69mm(H) 6 1/2" x 6 1/2" x 2 1/16" (H)</p>	<p>SQ230</p> <p>SQ245 different base</p>  <p>65 x 65 x 35mm(H) 2 5/16" x 2 5/16" x 1 3/8" (H)</p>
<p>SQ231</p>  <p>139 x 139 x 35mm(H) 5 1/2" x 5 1/2" x 1 3/8" (H)</p>	<p>SQ232 lid w/in insert</p>  <p>135 x 135 x 200mm(H) 5 1/8" x 5 1/8" x 7 7/8" (H)</p>	<p>SQ233</p>  <p>100 x 100 x 58mm(H) 3 7/16" x 3 7/16" x 2 3/16" (H)</p>	<p>SQ234</p> <p>SQ219 step lid, seaming base SQ254 flat lid, roll-in base SQ260 lid w/window: 38mm x 38mm, roll-in base SQ276 lid w/window: 67mm x 67mm, roll-in base SQ283 lid w/coil slot, roll in base</p>  <p>AEH - 19mm, 30mm, 40mm, 122mm 90 x 90 x 54mm(H) 3 5/16" x 3 5/16" x 2 1/8" (H)</p>
<p>SQ235</p> <p>SQ293 lid w/window: 86mm x 86mm SQ295 lid w/window: 96mm x 96mm</p>  <p>AEH - 45mm, 70mm, 178mm 155 x 155 x 65mm(H) 6 1/8" x 6 1/8" x 2 5/16" (H)</p>	<p>SQ236</p> <p>AEH - 64mm 208 x 208 x 51mm(H) 8 1/8" x 8 1/8" x 2" (H)</p>	<p>SQ237</p> <p>AEH - 40mm, 58mm 140 x 140 x 170mm(H) 5 1/2" x 5 1/2" x 6 1/16" (H)</p>	<p>SQ238 window size: 36 mm x 36 mm</p>  <p>AEH - 73mm 72 x 72 x 70mm(H) 2 7/8" x 2 7/8" x 2 3/4" (H)</p>
<p>SQ239</p>  <p>77 x 77 x 180mm(H) 3 1/16" x 3 1/16" x 7 1/16" (H)</p>	<p>SQ240</p>  <p>200 x 200 x 76mm(H) 7 7/8" x 7 7/8" x 3" (H)</p>	<p>SQ241</p>  <p>88 x 88 x 110mm(H) 3 1/2" x 3 1/2" x 4 3/16" (H)</p>	<p>SQ242 lid w/in ring window size: 50 mm x 50 mm</p>  <p>AEH - 50mm 70 x 70 x 135mm(H) 2 3/4" x 2 3/4" x 5 1/8" (H)</p>

SQ243  90 x 90 x 54mm(H) 3 ⁹ / ₁₆ " x 3 ⁹ / ₁₆ " x 2 ¹ / ₈ "(H)	SQ244  196 x 196 x 76mm(H) 7 ¹¹ / ₁₆ " x 7 ¹¹ / ₁₆ " x 3"(H)	SQ245 SQ230 different base  65 x 65 x 35mm(H) 2 ⁹ / ₁₆ " x 2 ⁹ / ₁₆ " x 1 ³ / ₈ "(H)	SQ246  210 x 210 x 12mm(H) 8 ¹ / ₄ " x 8 ¹ / ₄ " x 1 ¹ / ₂ "(H)
SQ247 SQ220 lid w/o coin slot  70 x 70 x 135mm(H) 2 ³ / ₄ " x 2 ³ / ₄ " x 5 ⁹ / ₁₆ "(H)	SQ248 window size: 47 mm x 47 mm SQ257 lid w/o window  62 x 62 x 38mm(H) 2 ⁷ / ₁₆ " x 2 ⁷ / ₁₆ " x 1 ¹ / ₂ "(H)	SQ249 2 pcs tin  151 x 151 x 28mm(H) 5 ⁷ / ₈ " x 5 ⁷ / ₈ " x 1 ¹ / ₈ "(H)	SQ250 window size: 62 mm x 62 mm SQ213 lid w/o window, step lid same of SQ272, 4 corners different SQ272 lid w/o window, flat lid SQ279 lid w/o window, step lid  AEH - 42mm 77 x 77 x 53mm(H) 3 ¹ / ₁₆ " x 3 ¹ / ₁₆ " x 2 ¹ / ₁₆ "(H)
SQ251  59 x 59 x 80mm(H) 2 ⁵ / ₁₆ " x 2 ⁵ / ₁₆ " x 3 ¹ / ₈ "(H)	SQ252 SQ271 same size, 4 corners different  88 x 88 x 178mm(H) 3 ⁷ / ₁₆ " x 3 ⁷ / ₁₆ " x 7"(H)	SQ253 lid w/insert ring SQ226 body insert ring  120 x 120 x 35mm(H) 4 ⁹ / ₄ " x 4 ⁹ / ₄ " x 1 ³ / ₈ "(H)	SQ254 SQ219 step lid, seaming base SQ223 step lid, roll-in base SQ234 step lid, roll-in base SQ260 lid w/window: 38mm x 38mm, roll-in base SQ276 lid w/window: 67mm x 67mm, roll-in base SQ283 lid w/coin slot, roll in base  90 x 90 x 54mm(H) 3 ⁹ / ₁₆ " x 3 ⁹ / ₁₆ " x 2 ¹ / ₈ "(H)
SQ255 lid w/tin ring  139 x 139 x 186mm(H) 5 ¹ / ₂ " x 5 ¹ / ₂ " x 7 ⁵ / ₁₆ "(H)	SQ256  205 x 205 x 57mm(H) 8 ¹ / ₁₆ " x 8 ¹ / ₁₆ " x 2 ¹ / ₄ "(H)	SQ257 SQ248 lid w/window  62 x 62 x 35mm(H) 2 ⁷ / ₁₆ " x 2 ⁷ / ₁₆ " x 1 ³ / ₈ "(H)	SQ258  191 x 191 x 43mm(H) 7 ¹ / ₂ " x 7 ¹ / ₂ " x 1 ¹¹ / ₁₆ "(H)
SQ259 lid w/tin ring SQ305 Bottom different  130 x 130 x 45mm(H) 5 ¹ / ₈ " x 5 ¹ / ₈ " x 1 ³ / ₄ "(H)	SQ260 window size: 38 mm x 38 mm SQ219 step lid, seaming base SQ223 step lid, roll-in base SQ234 step lid, roll-in base SQ254 flat lid, roll-in base SQ276 lid w/window: 67mm x 67mm, roll-in base SQ283 lid w/coin slot, roll in base  90 x 90 x 70mm(H) 3 ⁹ / ₁₆ " x 3 ⁹ / ₁₆ " x 2 ³ / ₄ "(H)	SQ261 body w/plastic ring SQ277 Bottom different  89 x 89 x 107mm(H) 3 ¹ / ₂ " x 3 ¹ / ₂ " x 4 ⁹ / ₁₆ "(H)	SQ262 GP window window size: 42 mm x 42 mm  51 x 51 x 32mm(H) 2" x 2" x 1 ¹ / ₄ "(H)

SQ263 lid w/tin ring  70 x 70 x 93mm(H) 2 ⁹ / ₄ " x 2 ⁹ / ₄ " x 3 ¹¹ / ₁₆ "(H)	SQ264 lid w/tin ring  165 x 165 x 203mm(H) 6 ¹ / ₂ " x 6 ¹ / ₂ " x 8"(H)	SQ265 SQ202 lid w/o window AEH - 120mm  110 x 110 x 60mm(H) 4 ⁹ / ₁₆ " x 4 ⁹ / ₁₆ " x 2 ⁹ / ₈ "(H)	SQ266 wire hinge  105 x 105 x 145mm(H) 4 ¹ / ₈ " x 4 ¹ / ₈ " x 5 ¹ / ₁₆ "(H)
SQ267 lid w/tin ring  70 x 70 x 135mm(H) 2 ⁹ / ₄ " x 2 ⁹ / ₄ " x 5 ⁹ / ₁₆ "(H)	SQ268  133 x 133 x 155mm(H) 5 ¹ / ₄ " x 5 ¹ / ₄ " x 6 ¹ / ₈ "(H)	SQ269  150 x 150 x 190mm(H) 5 ⁷ / ₈ " x 5 ⁷ / ₈ " x 7 ³ / ₄ "(H)	SQ270 SQ213 step lid SQ250 lid w/window, flat lid SQ272 same size, 4 corners different SQ279 lid w/o window, step lid  75 x 75 x 92mm(H) 2 ⁵ / ₁₆ " x 2 ⁵ / ₁₆ " x 3 ⁹ / ₁₆ "(H)
SQ271 SQ252 same size, 4 corners different  88 x 88 x 112mm(H) 3 ⁷ / ₁₆ " x 3 ⁷ / ₁₆ " x 4 ¹ / ₁₆ "(H)	SQ272 SQ213 step lid SQ250 lid w/window, flat lid SQ270 same size, 4 corners different SQ279 lid w/o window, step lid  75 x 75 x 33mm(H) 2 ⁵ / ₁₆ " x 2 ⁵ / ₁₆ " x 1 ¹ / ₁₆ "(H)	SQ273 wire hinge, body w/insert ring window size: 50 mm x 40 mm  74 x 74 x 75mm(H) 2 ⁵ / ₁₆ " x 2 ⁵ / ₁₆ " x 2 ⁵ / ₁₆ "(H)	SQ274 lid w/plastic insert  75 x 75 x 103mm(H) 2 ⁵ / ₁₆ " x 2 ⁵ / ₁₆ " x 4 ¹ / ₁₆ "(H)
SQ275 SQ284 lid roll-in, w/window SQ288 lid roll-in, w/o window  102 x 102 x 80mm(H) 4" x 4" x 3 ¹ / ₈ "(H)	SQ276 window size: 67 mm x 67 mm SQ219 step lid, seaming base SQ223 step lid, roll-in base SQ234 step lid, roll-in base SQ254 flat lid, roll-in base SQ260 lid w/window: 38mm x 38mm, roll-in base SQ283 lid w/coin slot, roll in base  90 x 90 x 40mm(H) 3 ⁹ / ₁₆ " x 3 ⁹ / ₁₆ " x 1 ⁹ / ₁₆ "(H)	SQ277 body w/plastic ring SQ261 Bottom different  89 x 89 x 115mm(H) 3 ³ / ₄ " x 3 ³ / ₄ " x 4 ¹ / ₂ "(H)	SQ278 lid w/tin ring  155 x 155 x 253mm(H) 6 ¹ / ₈ " x 6 ¹ / ₈ " x 9 ¹⁵ / ₁₆ "(H)
SQ279 window size: 62 mm x 62 mm SQ213 lid w/o window SQ260 lid w/size size window, flat lid SQ270 same of SQ272, 4 corners different SQ272 lid w/o window, flat lid  75 x 75 x 42mm(H) 2 ⁵ / ₁₆ " x 2 ⁵ / ₁₆ " x 1 ⁹ / ₈ "(H)	SQ280 w/inner lid AEH - 190mm  59 x 59 x 80mm(H) 2 ⁵ / ₁₆ " x 2 ⁵ / ₁₆ " x 3 ¹ / ₈ "(H)	SQ281 2 pcs tin  105 x 105 x 12mm(H) 4 ¹ / ₈ " x 4 ¹ / ₈ " x 1 ¹ / ₈ "(H)	SQ282 SQ310 lid w/2 holes  90 x 90 x 72mm(H) 3 ⁹ / ₁₆ " x 3 ⁹ / ₁₆ " x 2 ³ / ₁₆ "(H)

SQ283 lid w/coil slot SQ219 step lid, seaming base SQ234 step lid, roll-in base SQ254 flat lid, roll-in base SQ280 lid w/window: 38mm x 38mm, roll-in base SQ276 lid w/window: 67mm x 67mm, roll-in base 	SQ284 window size: 80 mm x 80 mm SQ275 lid roll-out SQ288 w/o window 	SQ285 lid w/tin ring 	SQ286 
90 x 90 x 98mm(H) 3 9/16" x 3 9/16" x 3 7/8" (H)	105 x 105 x 80mm(H) 4 1/8" x 4 1/8" x 3 1/8" (H)	86 x 86 x 80mm(H) 3 3/8" x 3 3/8" x 3 1/8" (H)	155 x 155 x 28mm(H) 6 1/8" x 6 1/8" x 1 1/8" (H)
SQ287 window size: 78 mm x 78 mm SQ227 lid w/o window SQ292 lid w/window: 68mm x 68mm 	SQ288 SQ275 lid roll-out SQ284 w/window 	SQ289 lid w/tin ring 	SQ290 SQ269 different lid 
98 x 98 x 33mm(H) 3 7/8" x 3 7/8" x 1 1/4" (H)	105 x 105 x 80mm(H) 4 1/8" x 4 1/8" x 3 1/8" (H)	145 x 145 x 168mm(H) 5 11/16" x 5 11/16" x 6 5/8" (H)	150 x 150 x 54mm(H) 5 7/8" x 5 7/8" x 2 1/8" (H)
SQ291 	SQ292 window size: 68 mm x 68 mm SQ227 lid w/o window SQ287 lid w/window: 78mm x 78mm 	SQ293 window size: 96 mm x 96 mm SQ235 lid w/o window SQ295 lid w/window: 96mm x 96mm 	SQ294 
80 x 80 x 318mm(H) 3 1/4" x 3 1/4" x 12 1/2" (H)	98 x 98 x 32mm(H) 3 7/8" x 3 7/8" x 1 1/8" (H)	155 x 155 x 50mm(H) 6 1/8" x 6 1/8" x 1 9/16" (H)	224 x 224 x 56mm(H) 8 13/16" x 8 13/16" x 2 9/16" (H)
SQ295 window size: 96 mm x 96 mm SQ235 lid w/o window SQ293 lid w/window: 96mm x 96mm 	SQ296 lid w/tin insert 	SQ297 	SQ298 
155 x 155 x 50mm(H) 6 1/8" x 6 1/8" x 1 9/16" (H)	55 x 55 x 50mm(H) 2 9/16" x 2 9/16" x 1 9/16" (H)	120 x 120 x 120mm(H) 4 3/4" x 4 3/4" x 4 3/4" (H)	100 x 100 x 120mm(H) 3 15/16" x 3 15/16" x 4 3/4" (H)
SQ299 	SQ300 	SQ301 Body w/insert Ring 	SQ302 
93 x 93 x 93mm(H) 3 11/16" x 3 11/16" x 3 11/16" (H)	98 x 98 x 384mm(H) 3 7/8" x 3 7/8" x 15 1/8" (H)	100 x 100 x 101mm(H) 3 15/16" x 3 15/16" x 4" (H)	105 x 105 x 78mm(H) 4 1/8" x 4 1/8" x 3 1/8" (H)

SQ303 2 pcs tin window size: 47 mm x 47 mm 	SQ304 	SQ305 Lid w/Tin Ring SQ259 bottom different 	SQ306 Lid w/Tin Ring 
59 x 59 x 20mm(H) 2 9/16" x 2 9/16" x 1 3/16" (H)	174 x 174 x 50mm(H) 6 7/8" x 6 7/8" x 1 13/16" (H)	130 x 130 x 40.5mm(H) 5 1/8" x 5 1/8" x 1 9/16" (H)	235 x 235 x 56mm(H) 9 1/4" x 9 1/4" x 2 9/16" (H)
SQ307 SQ206 plug-lid different SQ309 plug-lid different 	SQ308 body w/tin ring 	SQ309 SQ206 plug-lid different SQ307 plug-lid different 	SQ310 SQ282 lid w/o hole 
77 x 77 x 105mm(H) 3" x 3" x 4 1/8" (H)	236.5 x 236.5 x 80mm(H) 9 9/16" x 9 9/16" x 3 1/8" (H)	77 x 77 x 98mm(H) 3" x 3" x 3 7/8" (H)	90 x 90 x 72mm(H) 3 9/16" x 3 9/16" x 2 13/16" (H)
SQ311 2 pcs tin window size: 76 mm x 76 mm SQ217 lid w/o window 	SQ312 SQ291 flat lid 	SQ313 w/window hinge SQ202 w/o lock 	SQ314 
95 x 95 x 22mm(H) 3 9/4" x 3 9/4" x 7/8" (H)	80 x 80 x 137.5mm(H) 3 1/8" x 3 1/8" x 5 1/16" (H)	110 x 110 x 160mm(H) 4 9/16" x 4 9/16" x 6 9/16" (H)	156 x 156 x 99mm(H) 6 1/8" x 6 1/8" x 3 15/16" (H)
SQ315 body same size sa SQ241 	SQ316 	SQ317 	SQ318 
88 x 88 x 117mm(H) 3 1/2" x 3 1/2" x 4 9/16" (H)	59 x 59 x 62mm(H) 2 9/16" x 2 9/16" x 2 1/16" (H)	187 x 187 x 192 mm(H) 7 3/8" x 7 3/8" x 7 9/16" (H)	125 x 125 x 44mm(H) 4 15/16" x 4 15/16" x 1 13/16" (H)
SQ319 lid w/plastic inset 	SQ320 	SQ321 SQ221 seaming base 	SQ322 SQ319 lid w/ insert ring 
80 x 80 x 90mm(H) 3 9/16" x 3 9/16" x 3 9/16" (H)	280 x 280 x 66mm(H) 11" x 11" x 2 1/16" (H)	122 x 122 x 53 mm(H) 4 13/16" x 4 13/16" x 2 1/16" (H)	80 x 80 x 108mm(H) 3 9/16" x 3 9/16" x 4 9/16" (H)

OV-UP

<p>OV601 / OV602 / OV603</p>  <p>OV601 (TTL30mm) 75 x 54 x 24mm(H) 2¹⁵/₁₆" x 2¹/₈" x 1⁵/₁₆"(H)</p> <p>OV602 (TTL35mm) 117 x 84 x 26mm(H) 4⁵/₈" x 3³/₁₆" x 1"(H)</p> <p>OV603 (TTL40mm) 173 x 122 x 30mm(H) 6¹³/₁₆" x 4¹³/₁₆" x 1³/₁₆"(H)</p>	<p>OV604 concave bottom OV627 flat lid & bottom</p>  <p>TTL 53mm</p>	<p>OV605</p> 	
	<p>268 x 173 x 73mm(H) 10⁹/₁₆" x 6¹³/₁₆" x 2⁵/₈"(H)</p>	<p>214 x 154 x 47mm(H) 8⁷/₁₆" x 6¹/₁₆" x 1⁷/₈"(H)</p>	
<p>OV606</p> 	<p>OV607 concave bottom</p>  <p>lid H 60mm</p>	<p>OV608 lid w/tin ring</p> 	<p>OV609 lid w/step</p>  <p>AEH .88mm</p>
<p>380 x 300 x 95mm(H) 14¹/₁₆" x 11¹³/₁₆" x 3³/₄"(H)</p>	<p>170 x 110 x 60mm(H) 6¹/₁₆" x 4⁹/₁₆" x 2³/₈"(H)</p>	<p>148 x 94 x 83mm(H) 5¹³/₁₆" x 3¹/₁₆" x 3¹/₄"(H)</p>	<p>150 x 90 x 100mm(H) 5⁷/₈" x 3⁹/₁₆" x 3¹⁵/₁₆"(H)</p>
<p>OV610 OV620 seaming base</p>  <p>body H45mm TTL 56mm</p>	<p>OV611 concave bottom</p> 	<p>OV612</p>  <p>AEH : 60mm</p>	<p>OV613</p>  <p>AEH : 102mm</p>
<p>201 x 165 x 56mm(H) 7¹⁵/₁₆" x 6¹/₂" x 2¹/₈"(H)</p>	<p>315 x 208 x 84mm(H) 12³/₈" x 8¹/₁₆" x 3³/₈"(H)</p>	<p>170 x 110 x 140mm(H) 6¹/₁₆" x 4⁹/₁₆" x 5¹/₂"(H)</p>	<p>114 x 54 x 165mm(H) 4¹/₂" x 2¹/₈" x 6¹/₂"(H)</p>
<p>OV614</p>  <p>AEH : 40mm, 80mm</p>	<p>OV615</p> 	<p>OV616 lid height 10mm OV638 step lid different (lid height 20mm) OV639 w/window</p>  <p>AEH : 78, 235mm</p>	<p>OV617 OV634 dome lid different</p>  <p>body size 173x105mm</p> <p>AEH : 35mm, 40mm, 85mm</p>
<p>235 x 130 x 115mm(H) 9¹/₄" x 5¹/₈" x 4¹/₂"(H)</p>	<p>85 x 56 x 205mm(H) 3³/₈" x 2¹/₈" x 8¹/₁₆"(H)</p>	<p>127 x 76 x 38mm(H) 5" x 3" x 1¹/₂"(H)</p>	<p>180 x 112 x 30mm(H) 7¹/₁₆" x 4¹/₁₆" x 1³/₁₆"(H)</p>
<p>OV618 2 pc tin</p> 	<p>OV619 2 pc tin</p> 	<p>OV620 OV610 roll-in base</p>  <p>body H 35mm TTL H 51mm</p>	<p>OV621 OV641 lid w/tin insert</p>  <p>AEH : 190mm</p>
<p>60 x 48 x 22mm(H) 2³/₈" x 1⁷/₈" x 7⁸/₁₆"(H)</p>	<p>82 x 55 x 36mm(H) 3¹/₄" x 2¹/₈" x 1¹/₁₆"(H)</p>	<p>200 x 165 x 47mm(H) 7⁷/₈" x 6¹/₂" x 1⁷/₈"(H)</p>	<p>146 x 99 x 240mm(H) 5⁹/₄" x 3⁷/₈" x 9⁷/₁₆"(H)</p>

<p>OV622</p>  <p>body 240x174mm</p> <p>AEH : 40, 60mm</p>	<p>OV623</p>  <p>body 240x174mm</p>	<p>OV624</p> 	<p>OV625</p>  <p>AEH : 252mm</p>
<p>245 x 180 x 105mm(H) 9⁵/₈" x 7¹/₁₆" x 4¹/₈"(H)</p>	<p>245 x 180 x 105mm(H) 9⁵/₈" x 7¹/₁₆" x 4¹/₈"(H)</p>	<p>51 x 40 x 23mm(H) 2" x 1⁹/₁₆" x 1⁵/₁₆"(H)</p>	<p>160 x 100 x 265mm(H) 6¹/₁₆" x 3¹⁵/₁₆" x 10⁷/₁₆"(H)</p>
<p>OV626</p> 	<p>OV627 OV604 dome lid & concave bottom OV637 lid different</p> 	<p>OV628</p>  <p>lid 148x108mm body 142x103x48mm</p>	<p>OV629 2 pc tin</p>  <p>body H25mm TTL H35mm</p>
<p>170 x 110 x 320mm(H) 6¹/₁₆" x 4⁹/₁₆" x 12⁵/₈"(H)</p>	<p>268 x 173 x 73mm(H) 10⁹/₁₆" x 7¹³/₁₆" x 2⁵/₈"(H)</p>	<p>148 x 108 x 48mm(H) 5¹³/₁₆" x 4¹/₄" x 1⁷/₈"(H)</p>	<p>87 x 62 x 35mm(H) 3⁷/₁₆" x 2¹/₁₆" x 1³/₈"(H)</p>
<p>OV630 w/hinge</p>  <p>AEH : 30mm</p>	<p>OV631 2 pc tin window size 55x30mm OV635 roll-in base</p> 	<p>OV632</p> 	<p>OV633 OV642 dome lid</p>  <p>AEH : 30mm</p>
<p>176 x 78 x 40mm(H) 6¹⁵/₁₆" x 3¹/₁₆" x 1⁵/₁₆"(H)</p>	<p>80 x 54 x 30mm(H) 3¹/₈" x 2¹/₈" x 1³/₁₆"(H)</p>	<p>60 x 42 x 142mm(H) 2³/₈" x 1⁵/₈" x 5¹/₁₆"(H)</p>	<p>86 x 68 x 295mm(H) 3³/₈" x 2¹/₁₆" x 11⁵/₁₆"(H)</p>
<p>OV634 OV617 dome lid different</p>  <p>AEH : 30mm</p>	<p>OV635 APET window size 55x30mm</p> 	<p>OV636 bevel step lid OV643 flat lid</p> 	<p>OV637 lid w/tin ring body height 73mm OV627 roll-out lid</p>  <p>body H 73mm</p>
<p>180 x 112 x 53mm(H) 7¹/₁₆" x 4¹/₁₆" x 2¹/₁₆"(H)</p>	<p>80 x 54 x 110mm(H) 3¹/₈" x 2¹/₈" x 4⁵/₁₆"(H)</p>	<p>180 x 130 x 73mm(H) 7¹/₁₆" x 5¹/₈" x 2⁷/₈"(H)</p>	<p>268 x 173 x 84mm(H) 10⁹/₁₆" x 6¹³/₁₆" x 3³/₈"(H)</p>
<p>OV638 OV616 step lid different (lid H10mm)</p>  <p>lid H 20mm</p> <p>AEH : 38, 78mm</p>	<p>OV639 APET window size 95x48mm OV616 w/o window</p>  <p>AEH : 38, 225mm</p>	<p>OV640 plug lid body w/window</p>  <p>29mm 27mm 29mm</p>	<p>OV641 lid w/metal insert OV621 lid different (roll-out lid)</p>  <p>lid height 12mm</p> <p>AEH : 240mm</p>
<p>127 x 76 x 235mm(H) 7" x 3" x 9¹/₄"(H)</p>	<p>127 x 76 x 78mm(H) 5" x 3" x 3¹/₁₆"(H)</p>	<p>70 x 110 x 87mm(H) 2³/₄" x 4⁹/₁₆" x 3¹/₁₆"(H)</p>	<p>145 x 98 x 170mm(H) 5¹/₁₆" x 3⁷/₈" x 6¹/₁₆"(H)</p>

<p>OV642</p> <p>OV633 Flat lid</p>  <p>TTL 47mm body H 30mm</p>	<p>OV643</p> <p>OV636 lid w/step</p> 	<p>OV644 Lid w/tin ring</p> <p>OV647 w/plastic ring seaming base</p> 	<p>OV645 Lid w/tin ring</p> 
<p>AEH : 312mm (body/295mm)</p> <p>86 x 68 x 47mm(H) 3³/₁₆" x 2¹/₁₆" x 1⁷/₈"(H)</p>	<p>180 x 130 x 73mm(H) 7¹/₁₆" x 5¹/₈" x 2⁷/₈"(H)</p>	<p>114 x 54 x 123mm(H) 4¹/₂" x 2¹/₈" x 4¹³/₁₆"(H)</p>	<p>87 x 45 x 89mm(H) 3⁷/₁₆" x 1³/₄" x 3¹/₂"(H)</p>
<p>OV646 Lid w/tin ring</p> 	<p>OV647 Lid w/plastic ring</p> <p>OV644 tin ring, rolled-in base</p> 		
<p>75 x 42 x 75mm(H) 2⁹/₁₆" x 1⁵/₈" x 2¹⁵/₁₆"(H)</p>	<p>114 x 54 x 123mm(H) 4¹/₂" x 2¹/₈" x 4¹³/₁₆"(H)</p>		

IS-UP

IS721 Wine handle Lid w/tin inset  (55 + 45) x 56mm(H) (2 3/16" + 1 3/4") x 2 3/16" (H)	IS722 2PC Tin  66 x 60 x 18mm(H) 2 5/8" x 2 3/8" x 1 1/16" (H)	IS723  62.5 x 48.5 x 76mm(H) 2 7/16" x 1 15/16" x 3" (H)	IS724 Same sizeAs RD752 2PC down Tin  Dia.65 x 44mm(H) Dia.2 9/16" x 1 3/4" (H)
IS725 Same sizeAs RD754 2PC down TIN W/Spout  Dia.80 x 54mm(H) Dia.3 1/8" x 2 1/8" (H)	IS726  108 x 84 x 26mm(H) 4 1/4" x 3 5/16" x 1" (H)	IS727  160 x 95 x 30mm(H) 6 5/16" x 3 3/4" x 1 3/16" (H)	IS728  75 x 75 mm(H) 2 15/16" x 2 15/16" (H)
IS729  65 x 62 x 25mm(H) 2 9/16" x 2 7/16" x 1" (H)	IS730  Dia.133 x 105mm(H) Dia.5 1/4" x 4 1/8" (H)	IS731 2layers body body w/round insert  97 x 86 x 72mm(H) 3 13/16" x 3 3/8" x 2 13/16" (H)	IS732 2layers body body w/round insert  79 x 69 x 61mm(H) 3 1/8" x 2 11/16" x 2 3/8" (H)
IS733 recess lid  253 x 133 x 50mm(H) 9 15/16" x 5 1/4" x 1 15/16" (H)	IS734  163 x 163 x 43mm(H) 6 7/16" x 6 7/16" x 1 11/16" (H)	IS735 2pc tin  175 x 176 x 26mm(H) 6 7/8" x 6 15/16" x 1" (H)	IS736 lid w/tin insert IS797 lid different  230 x 60 x 70mm(H) 9 1/16" x 2 3/8" x 2 3/4" (H)
IS737 lid w/tin insert  129 x 118 x 222mm(H) 5 1/16" x 4 9/8" x 8 3/4" (H)	IS738  152 x 100 x 24mm(H) 6" x 3 15/16" x 1 5/16" (H)	IS739  107 x 81 x 24mm(H) 4 3/16" x 3 3/16" x 1 5/16" (H)	IS740  80 x 110 x 26mm(H) 3 1/8" x 4 1/8" x 1" (H)

IS741 lid w/plastic knob  Dia.(95+65) x 98mm(H) Dia.(3 3/4" + 2 9/16") + 3 7/8" (H)	IS742 coin slot 32x4mm same as RD661 IS990 no lid, body w/o (ear-wire handle)  Dia.(95+71) x 75mm(H) Dia.(3 3/4" + 2 13/16") + 2 15/16" (H)	IS743  338 x 280 x 99mm(H) 13 3/16" x 11" x 3 7/8" (H)	IS744  107 x 86 x 26mm(H) 4 1/8" x 3 3/8" x 1" (H)
IS745  107 x 86 x 26mm(H) 4 1/8" x 3 3/8" x 1" (H)	IS746  459 x 177.5mm(H) 18 1/4" x 7" (H)	IS747  Dia.(78+56) x 80mm(H) Dia.(3 1/16" + 2 3/16") + 3 1/8" (H)	IS748  107 x 84.5 x 24mm(H) 4 1/8" x 3 5/16" x 1 5/16" (H)
IS749  Dia.120 x 260mm(H) 4 13/16" x 10 1/4" (H)	IS750  100 x 152x 24mm(H) 3 15/16" x 6" x 1 5/16" (H)	IS751  85 x 71 x 23mm(H) 3 3/8" x 2 19/16" x 7/8" (H)	IS752  110 x 85 x 21mm(H) 4 3/8" x 3 3/8" x 1 5/16" (H)
IS753  152 x 100x 24mm(H) 6" x 3 15/16" x 1 5/16" (H)	IS754  117 x 106x 21mm(H) 4 9/16" x 4 1/8" x 1 3/16" (H)	IS755 recess body  252 x 137 x 38mm(H) 9 15/16" x 5 3/8" x 1 1/2" (H)	IS756 coin slot 32x4mm IS902 w/o coin slot  Dia. 114 x 109mm(H) Dia.4 9/16" x 4 5/16" (H)
IS757 excess body wheel same as RT110  156 x 88x 80mm(H) 6 1/8" x 3 3/16" x 3 1/8" (H)	IS758  211 x 194.5x 60mm(H) 8 5/16" x 7 11/16" x 2 3/8" (H)	IS759  338 x 278 x 99mm(H) 13 5/16" x 10 15/16" x 3 7/8" (H)	IS760  74.5 x 100 x 30mm(H) 2 15/16" x 3 15/16" x 1 3/16" (H)

IS761  100 x 100 x 30mm(H) 3 ¹¹ / ₁₆ " x 3 ¹¹ / ₁₆ " x 1 ¹ / ₈ " (H)	IS762  140 x 105 x 30mm(H) 5 ¹ / ₂ " x 4 ¹ / ₈ " x 1 ¹ / ₈ " (H)	IS763  108 x 97 x 24mm(H) 4 ¹ / ₄ " x 3 ³ / ₁₆ " x 1 ⁵ / ₁₆ " (H)	IS764  82 x 64 x 22mm(H) 3 ¹ / ₄ " x 2 ¹ / ₂ " x 7 ⁸ / ₁₆ " (H)
IS765  82 x 64 x 22mm(H) 3 ¹ / ₄ " x 2 ¹ / ₂ " x 7 ⁸ / ₁₆ " (H)	IS766  175 x 111 x 30mm(H) 6 ⁷ / ₈ " x 4 ³ / ₈ " x 1 ¹ / ₈ " (H)	IS767  180 x 156 x 38mm(H) 7 ¹ / ₁₆ " x 6 ¹ / ₈ " x 1 ¹ / ₂ " (H)	IS768  105 x 89 x 35mm(H) 4 ¹ / ₈ " x 3 ¹ / ₂ " x 1 ³ / ₈ " (H)
IS769 twist lid and base flat area 60mm IS784 knob lid & bottom different  bottom flat area 60mm 155mm Dia. 152 x 155mm(H) Dia. 6" x 6" (H)	IS770 IS776 lid different w/metal insert  body height 61mm 240 x 90 x 61mm(H) 9 ⁷ / ₁₆ " x 3 ⁹ / ₁₆ " x 2 ³ / ₈ " (H)	IS771  120 x 110 x 28mm(H) 4 ³ / ₄ " x 4 ³ / ₁₆ " x 1 ¹ / ₈ " (H)	IS772  250 x 250 x 110mm(H) 9 ¹ / ₁₆ " x 9 ¹ / ₁₆ " x 4 ⁵ / ₁₆ " (H)
IS773  220 x 220 x 100mm(H) 8 ¹¹ / ₁₆ " x 8 ¹¹ / ₁₆ " x 3 ¹⁵ / ₁₆ " (H)	IS774  Dia. 130 x 145mm(H) Dia. 5 ¹ / ₈ " x 5 ¹ / ₂ " (H)	IS775  Dia. 102 x 75mm(H) Dia. 4" x 2 ¹⁵ / ₁₆ " (H)	IS776 lid w/metal insert IS770 lid different roll-out lid  lid height 11mm 240 x 90 x 73mm(H) 9 ⁷ / ₁₆ " x 3 ⁹ / ₁₆ " x 2 ⁷ / ₈ " (H)
IS777  115 x 65 x 23mm(H) 4 ¹ / ₂ " x 2 ⁹ / ₁₆ " x 7 ⁸ / ₁₆ " (H)	IS778  90 x 70 x 24.5mm(H) 3 ⁹ / ₁₆ " x 2 ³ / ₄ " x 1 ⁵ / ₁₆ " (H)	IS779 ISS10 w/o slot  Dia. 158 x 75mm(H) Dia. 6 ¹ / ₄ " x 2 ¹⁵ / ₁₆ " (H)	IS780  180 x 100.5 x 35.5mm(H) 7 ¹ / ₁₆ " x 3 ¹⁵ / ₁₆ " x 1 ³ / ₈ " (H)

IS781  163 x 126 x 30mm(H) 6 ⁷ / ₁₆ " x 4 ¹⁵ / ₁₆ " x 1 ³ / ₁₆ " (H)	IS782  135 x 105 x 35mm(H) 5 ⁹ / ₁₆ " x 4 ¹ / ₈ " x 1 ³ / ₈ " (H)	IS783  260 x 120 x 115mm(H) 10 ¹ / ₄ " x 4 ³ / ₄ " x 4 ¹ / ₂ " (H)	IS784 IS769 twist lid & bottom different  157.5mm bottom flat area 35mm Dia. 152 x 157.5mm(H) Dia. 6" x 6 ⁹ / ₁₆ " (H)
IS785  102 x 63.5 x 3.5mm(H) 4" x 2 ¹ / ₂ " x 1 ⁸ / ₁₆ " (H)	IS786 window hinge ISS93 metal plate hinge  263 x 207 x 83mm(H) 10 ³ / ₈ " x 8 ¹ / ₈ " x 3 ¹ / ₄ " (H)	IS787 lid w/metal insert  207 x 37 x 50mm(H) 8 ¹ / ₈ " x 1 ⁷ / ₁₆ " x 1 ¹⁵ / ₁₆ " (H)	IS788  Dia. 68 x 65.5mm(H) 2 ¹ / ₁₆ " x 2 ⁹ / ₁₆ " (H)
IS789  129 x 120 x 40mm(H) 5 ¹ / ₁₆ " x 4 ³ / ₄ " x 1 ⁹ / ₁₆ " (H)	IS790  Dia. (165+124) x 177mm(H) (6 ¹ / ₂ " + 4 ⁷ / ₈ ") x 6 ¹⁵ / ₁₆ " (H)	IS791  Dia. (95+69) x 100mm(H) (3 ³ / ₄ " + 2 ¹ / ₁₆ ") x 3 ¹⁵ / ₁₆ " (H)	IS792  76.5 x 85.5 x 28mm(H) 3" x 3 ³ / ₈ " x 1 ¹ / ₈ " (H)
IS793  145 x 103 x 35mm(H) 5 ¹ / ₁₆ " x 4 ¹ / ₁₆ " x 1 ³ / ₈ " (H)	IS794  71 x 80 x 28mm(H) 2 ¹ / ₁₆ " x 3 ¹ / ₈ " x 1 ¹ / ₈ " (H)	IS795  137 x 100 x 37mm(H) 5 ³ / ₈ " x 3 ¹⁵ / ₁₆ " x 1 ⁷ / ₁₆ " (H)	IS796 metal plate  31 x 10mm(H) 1 ¹ / ₄ " x 6 ³ / ₁₆ " (H)
IS797 lid w/metal insert  230 x 60 x 74mm(H) 9 ¹ / ₁₆ " x 2 ³ / ₈ " x 2 ¹⁵ / ₁₆ " (H)	IS798 metal plate w/ rolled-edge  297 x 210 x 4.5mm(H) 11 ¹ / ₁₆ " x 8 ¹ / ₄ " x 3 ⁹ / ₁₆ " (H)	IS799  153 x 104 x 40mm(H) 6" x 4 ¹ / ₈ " x 1 ⁹ / ₁₆ " (H)	IS800  129 x 106 x 39mm(H) 5 ¹ / ₁₆ " x 4 ³ / ₁₆ " x 1 ⁹ / ₁₆ " (H)

IS801	IS802	IS803	IS804
			
211 x 151 x 110mm(H) 8 ³ / ₁₆ " x 5 ¹³ / ₁₆ " x 4 ³ / ₁₆ " (H)	145 x 64 x 41mm(H) 5 ¹¹ / ₁₆ " x 2 ¹ / ₂ " x 1 ⁵ / ₁₆ " (H)	72 x 21 x 63mm(H) 2 ¹³ / ₁₆ " x 1 ³ / ₁₆ " x 2 ¹ / ₂ " (H)	130 x 60 x 30mm(H) 5 ¹ / ₈ " x 2 ³ / ₈ " x 1 ¹ / ₁₆ " (H)
IS805	IS806	IS807	IS808
			
Dia 222 Dia 170		Dia 211 Dia 167	IS806 w/wire hinge
Dia (222 + 170) x 120mm(H) Dia (8 ³ / ₄ " + 6 ¹ / ₁₆ " x 4 ³ / ₄ " (H)	93 x 78 x 50mm(H) 3 ¹¹ / ₁₆ " x 3 ¹ / ₁₆ " x 1 ¹⁵ / ₁₆ " (H)	Dia (211 + 167 x 200mm(H) Dia (8 ⁵ / ₁₆ " + 6 ⁹ / ₁₆ " x 7 ⁷ / ₁₆ " (H)	160 x 65 x 30mm(H) 6 ⁵ / ₁₆ " x 2 ⁵ / ₁₆ " x 1 ³ / ₁₆ " (H)
IS809	IS810	IS811	IS812
			
76.5 x 44mm(H) 3" x 1 ³ / ₄ " (H)	ADH: 155mm Dia 158 x 75mm(H) Dia 6 ¹ / ₄ " x 2 ¹⁵ / ₁₆ " (H)	Dia 25 x 10 mm(H) Dia 1" x 3/8" (H)	ADH: 172mm 158 x 158 x 85mm(H) 6 ¹ / ₄ " x 6 ¹ / ₄ " x 3 ³ / ₈ " (H)
IS813	IS814	IS815	IS816
			
177 x 79 x 20mm(H) 6 ¹³ / ₁₆ " x 3 ¹ / ₁₆ " x 1 ³ / ₁₆ " (H)	Dia 24.5mm Dia 1 ⁵ / ₁₆ "	230 x 110 x 30mm(H) 9 ¹ / ₁₆ " x 4 ³ / ₁₆ " x 1 ³ / ₁₆ " (H)	195 x 85 x 30mm(H) 7 ¹¹ / ₁₆ " x 3 ³ / ₈ " x 1 ³ / ₁₆ " (H)
IS817	IS818	IS819	IS820
			
159 x 75 x 62mm(H) 6 ¹ / ₄ " x 2 ¹³ / ₁₆ " x 2 ¹ / ₁₆ " (H)	254 x 175 x 80mm(H) 10" x 6 ⁷ / ₈ " x 3 ¹ / ₈ " (H)	253 x 45 x 72mm(H) 9 ¹³ / ₁₆ " x 1 ³ / ₄ " x 2 ¹³ / ₁₆ " (H)	184 x 184 x 35mm(H) 7 ¹ / ₄ " x 7 ¹ / ₄ " x 1 ³ / ₈ " (H)

IS821	IS822	IS823	Poster	IS824
				
Dia 82 x 79mm(H) Dia 3 ¹ / ₄ " x 3 ¹ / ₈ " (H)	Dia 41 x 79mm(H) Dia 1 ⁵ / ₁₆ " x 3 ¹ / ₈ " (H)	300 x 202mm(H) 11 ¹³ / ₁₆ " x 7 ¹⁵ / ₁₆ " (H)		90 x 50 x 82mm(H) 3 ⁹ / ₁₆ " x 1 ¹⁵ / ₁₆ " x 3 ¹ / ₄ " (H)
IS825	IS826	IS827		IS828
				
92 x 52 x 82mm(H) 3 ⁵ / ₈ " x 2 ¹ / ₁₆ " x 3 ¹ / ₄ " (H)	Dia 215 x 313mm(H) Dia 8 ⁷ / ₁₆ " x 12 ⁵ / ₁₆ " (H)	183 x 162 x 140mm(H) 7 ³ / ₁₆ " x 6 ³ / ₁₆ " x 5 ¹⁴ / ₁₆ " (H)		Dia 30mm Dia 1 ¹ / ₁₆ "
IS829	IS830	IS831		IS832
				
185 x 170 x 55mm(H) 7 ¹ / ₁₆ " x 6 ¹¹ / ₁₆ " x 2 ¹ / ₁₆ " (H)	76 x 66 x 131mm(H) 3" x 2 ⁵ / ₈ " x 5 ¹ / ₁₆ " (H)	Dia. 128 x 125mm(H) Dia 4 ¹ / ₄ " x 4 ¹ / ₈ " (H)		213 x 204 x 42mm(H) 8 ³ / ₁₆ " x 8" x 1 ⁵ / ₁₆ " (H)
IS833	IS834	IS835		IS836
				
Dia (66 + 41) x 67mm(H) Dia (2 ⁵ / ₈ " + 1 ⁵ / ₁₆ " x 2 ⁵ / ₈ " (H)	108 x 33 x 26mm(H) 4 ¹ / ₄ " x 1 ⁵ / ₁₆ " x 1" (H)	Dia 40mm Dia 1 ⁵ / ₁₆ "		294 x 123 x 61mm(H) 11 ¹³ / ₁₆ " x 4 ¹³ / ₁₆ " x 2 ³ / ₈ " (H)
IS837	IS838	IS839		IS840
				
115 x 115 x 175mm(H) 4 ¹ / ₂ " x 4 ¹ / ₂ " x 6 ⁷ / ₈ " (H)	175 x 80 x 26mm(H) 6 ⁷ / ₈ " x 3 ¹ / ₈ " x 1" (H)	245 x 195 x 58mm(H) 9 ⁷ / ₈ " x 7 ¹¹ / ₁₆ " x 2 ¹ / ₁₆ " (H)		300 x 247 x 20mm(H) 11 ¹³ / ₁₆ " x 9 ³ / ₄ " x 1 ¹ / ₁₆ " (H)

IS841 	IS842 	IS843 	IS844 
Dia 250 x 65mm(H) Dia 9 ¹³ / ₁₆ " x 2 ⁹ / ₁₆ "(H)	65 x 43 x 27mm(H) 2 ⁹ / ₁₆ " x 1 ¹¹ / ₁₆ " x 1 ¹ / ₁₆ "(H)	285 x 200 x 55mm(H) 11 ¹ / ₄ " x 7 ⁷ / ₈ " x 2 ¹ / ₁₆ "(H)	260 x 120 x 30mm(H) 10 ¹ / ₄ " x 4 ³ / ₄ " x 1 ¹ / ₁₆ "(H)
IS845 	IS846 	IS847 	IS848 
60 x 84 x 14mm(H) 2 ³ / ₈ " x 3 ³ / ₁₆ " x 9 ¹ / ₁₆ "(H)	115 x 115 x 50mm(H) 4 ¹ / ₂ " x 4 ¹ / ₈ " x 1 ⁹ / ₁₆ "(H)	240 x 130 x 27mm(H) 9 ³ / ₁₆ " x 5 ¹ / ₈ " x 1 ¹ / ₁₆ "(H)	Dia 500 x 350mm(H) Dia 19 ¹ / ₁₆ " x 13 ³ / ₄ "(H)
IS849 	IS850 	IS851 	IS852 
270 x 210 x 30mm(H) 10 ⁹ / ₈ " x 8 ¹ / ₄ " x 1 ¹ / ₁₆ "(H)	110 x 110 x 225mm(H) 4 ⁵ / ₁₆ " x 4 ⁵ / ₁₆ " x 8 ⁷ / ₈ "(H)	140 x 65 x 26mm(H) 5 ¹ / ₂ " x 2 ⁵ / ₁₆ " x 1"(H)	206 x 108 x 70mm(H) 8 ¹ / ₈ " x 4 ¹ / ₄ " x 2 ³ / ₄ "(H)
IS853 	IS854 	IS855 	IS856 
152 x 135 x 51mm(H) 6" x 5 ¹ / ₁₆ " x 2"(H)	190 x 150 x 40mm(H) 7 ³ / ₄ " x 5 ⁷ / ₈ " x 1 ⁵ / ₁₆ "(H)	190 x 150 x 40mm(H) 7 ³ / ₄ " x 5 ⁷ / ₈ " x 1 ⁵ / ₁₆ "(H)	152 x 135 x 51mm(H) 6" x 5 ¹⁵ / ₁₆ " x 2"(H)
IS857 	IS858 	IS859 	IS860 
Dia 60 x 34 mm Dia 4 ³ / ₄ " x 1 ³ / ₁₆ "(H)	Dia (63+94) x 100mm(H) Dia (2 ¹ / ₂ " + x 3 ¹ / ₁₆ ") x 3 ¹⁵ / ₁₆ "(H)	310 x 136 x 30mm(H) 12 ¹ / ₁₆ " x 5 ³ / ₈ " x 1 ¹ / ₁₆ "(H)	175 x 80 x 45mm(H) 6 ⁷ / ₈ " x 3 ¹ / ₈ " x 1 ³ / ₄ "(H)

IS861 	IS862 	IS863 	IS864 
230 x 230 x 30mm(H) 9 ¹ / ₁₆ " x 9 ¹ / ₁₆ " x 1 ³ / ₁₆ "(H)	152 x 102mm(H) 6" x 4"(H)	132 x 71 x 27mm(H) 5 ³ / ₁₆ " x 2 ¹³ / ₁₆ " x 1 ¹ / ₁₆ "(H)	38 x 38mm(H) 1 ¹ / ₂ " x 1 ¹ / ₂ "(H)
IS865 	IS866 	IS867 	IS868 
Dia 38 x 38mm(H) Dia 1 ¹ / ₂ " x 1 ¹ / ₂ "(H)	Dia 38 x 38mm(H) Dia 1 ¹ / ₂ " x 1 ¹ / ₂ "(H)	Dia 38 x 38mm(H) Dia 1 ¹ / ₂ " x 1 ¹ / ₂ "(H)	154 x 108mm(H) 6 ¹ / ₁₆ " x 4 ¹ / ₄ "(H)
IS869 	IS870 	IS871 	IS872 
197 x 146mm(H) 7 ⁷ / ₄ " x 5 ³ / ₄ "(H)	128 x 110 x 46mm(H) 5 ¹ / ₁₆ " x 4 ⁹ / ₁₆ " x 1 ¹³ / ₁₆ "(H)	140 x 112 x 55mm(H) 5 ¹ / ₂ " x 4 ¹ / ₁₆ " x 2 ¹ / ₁₆ "(H)	76 x 38 x 13mm(H) 3" x 1 ¹ / ₂ " x 1 ¹ / ₂ "(H)
IS873 	IS874  <small>EN mold but donot put on catalogue & website</small>	IS875  <small>EN mold but donot put on catalogue & website</small>	IS876 
210 x 187 x 50mm(H) 8 ¹ / ₄ " x 7 ³ / ₈ " x 1 ¹⁵ / ₁₆ "(H)	107 x 72 x 27mm(H) 4 ¹ / ₁₆ " x 2 ¹³ / ₁₆ " x 1 ¹ / ₁₆ "(H)	75 x 50 x 17mm(H) 2 ¹⁵ / ₁₆ " x 1 ¹⁵ / ₁₆ " x 1 ¹ / ₁₆ "(H)	Dia 64 x 78mm(H) Dia 2 ¹ / ₂ " x 3 ¹ / ₁₆ "(H)
IS877-878-879-880 	IS881  <small>EN mold but donot put on catalogue & website</small>	IS882 	IS883 
135 x 135 x 130mm(H) 10 ¹ / ₄ " x 10 ¹ / ₄ " x 10 ¹ / ₄ "(H)	120 x 140mm(H) 4 ³ / ₄ " x 5 ¹ / ₂ "(H)	302 x 160 x 75mm(H) 11 ⁷ / ₈ " x 6 ³ / ₁₆ " x 2 ¹⁵ / ₁₆ "(H)	171 x 124 x 58mm(H) 6 ³ / ₄ " x 4 ⁷ / ₈ " x 2 ¹ / ₁₆ "(H)

SO/RO/HT/TY-UP

SO401  AEH : 44mm 280 x 280 x 60mm(H) 11" x 11" x 2 3/8"(H)	SO402  AEH : 84mm, 128mm 154 x 154 x 64mm(H) 6 1/16" x 6 1/16" x 2 1/2"(H)	SO403 conical lid  108 x 108 x 158mm(H) 4 1/4" x 4 1/4" x 6 1/4"(H)	SO404  130 x 130 x 45mm(H) 5 1/8" x 5 1/8" x 1 9/4"(H)
SO405 SO412 lid w/window SO414 lid w/window roll-in base  AEH : 50mm 237 x 237 x 63mm(H) 9 5/16" x 9 5/16" x 2 1/2"(H)	SO406  AEH : 90mm 205 x 205 x 80mm(H) 8 1/16" x 8 1/16" x 3 1/8"(H)	SO407 lid H 16mm  AEH : 60mm (TTL67mm) 126 x 126 x 37mm(H) 4 15/16" x 4 15/16" x 1 1/16"(H)	SO408 w/plastic knob SO411 step lid  AEH : 132mm (TTL183mm) 172 x 172 x 83mm(H) 6 3/4" x 6 3/4" x 7 3/16"(H)
SO409  124 x 124 x 57mm(H) 4 7/8" x 4 7/8" x 2 1/4"(H)	SO410 window size: 40 x 40 mm (side to side: 38 x 38mm) SO415 no window 38x38mm  95 x 95 x 27mm(H) 3 3/4" x 3 3/4" x 1 1/16"(H)	SO411 SO408 lid different  172 x 172 x 115mm(H) 6 3/4" x 6 3/4" x 4 1/2"(H)	SO412 window size: 193 mm x 193 mm (side to side: 180 mm x 180 mm) SO405 lid no window SO414 roll-in base  AEH : 61,74mm 237 x 237 x 68mm(H) 9 5/16" x 9 5/16" x 2 11/16"(H)
SO413 lid only  121 x 121 x 14mm(H) 4 3/4" x 4 3/4" x 9/16"(H)	SO414 Window size, ring pull knob SO412 seaming base SO405 seaming base, no window  237 x 237 x 66mm(H) 9 5/16" x 9 5/16" x 2 5/8"(H)	SO415 SO410 lid w/window  95 x 95 x 27mm(H) 3 3/4" x 3 3/4" x 1 1/16"(H)	SO416 lid w/metal ring-pull knob  121 x 121 x 165mm(H) 4 3/4" x 4 3/4" x 6 1/2"(H)
SO417 lid w/metal ring-pull knob  175 x 175 x 189mm(H) 6 7/8" x 6 7/8" x 7 1/16"(H)	SO418  250 x 250 x 94mm(H) 9 3/16" x 9 3/16" x 3 11/16"(H)	SO419  251 x 251 x 120mm(H) 9 7/8" x 9 7/8" x 4 3/4"(H)	

TY901  Dia 394mm Dia 15 1/2"	TY902  200 x 75 x 10mm(H) 7 7/8" x 2 15/16" x 3/8"(H)	TY903  203 x 203 x 19mm(H) 8" x 8" x 3/4"(H)	TY904  Dia 150 x 25mm(H) Dia 5 7/8" x 1"(H)
RO501  250 x 200 x 143mm(H) 9 13/16" x 7 7/8" x 5 5/8"(H)	RO502  84 x 56 x 83mm(H) 3 5/16" x 2 1/8" x 3 1/4"(H)	RO503  AEH : 50, 165, 185mm 137 x 105 x 90mm(H) 5 3/8" x 4 1/8" x 3 9/16"(H)	RO504 2 pcs tin, lid w/hinge  151 x 96 x 27.5mm(H) 5 15/16" x 3 3/4" x 1 1/16"(H)
HT701 bottom w/hole HT704 bottom different w/hole  AEH : 24, 31, 38, 68mm 93 x 93 x 50mm(H) 3 11/16" x 3 11/16" x 1 15/16"(H)	HT702  AEH : 38mm 121 x 112 x 34mm(H) 4 3/4" x 4 1/16" x 1 5/16"(H)	HT703  166 x 153 x 43mm(H) 6 9/16" x 6" x 1 11/16"(H)	HT704 HT701 bottom different w/hole  AEH : 31mm, 38mm, 50mm, 68mm 93 x 93 x 24mm(H) 3 11/16" x 3 11/16" x 1 5/16"(H)
HT705 HT717 lid height shorter (14mm)  AEH : 32mm 164 x 153 x 45mm(H) 6 7/16" x 6" x 1 3/4"(H)	HT706 2pc tin  AEH : 25mm 93 x 93 x 25mm(H) 3 11/16" x 3 11/16" x 1"(H)	HT707  AEH : 45mm, 72mm 248 x 228 x 70mm(H) 9 3/4" x 9" x 2 3/4"(H)	HT708 flat lid HT710 dome lid  133 x 126 x 35mm(H) 5 1/4" x 4 15/16" x 1 3/8"(H)
HT709 lid w/tin ring lid H 12mm body H46mm  190 x 180 x 58mm(H) 7 1/2" x 7 1/16" x 2 5/16"(H)	HT710 HT708 flat lid  body height 35mm 133 x 126 x 38mm(H) 5 1/4" x 4 15/16" x 1 1/2"(H)	HT711 body w/tin ring  body height 24mm 125 x 116 x 38mm(H) 4 15/16" x 4 9/16" x 1 1/2"(H)	HT712 body w/tin ring  body height 22mm 268 x 264 x 40mm(H) 10 9/16" x 10 3/8" x 1 9/16"(H)

<p>HT713 2pc tin</p>  <p>60</p>	<p>HT714 2pc tin</p>  <p>49</p>	<p>HT715</p>  <p>180</p> <p>body height 34mm</p>	<p>HT716</p>  <p>111</p>
<p>60 x 57.5 x 15.5mm(H) 2³/₁₆" x 2¹/₄" x ³/₁₆"(H)</p>	<p>49 x 43 x 18mm(H) 1¹⁵/₁₆" x 1¹/₁₆" x 1¹/₁₆"(H)</p>	<p>180 x 170 x 37mm(H) 7¹/₁₆" x 6¹/₁₆" x 1⁷/₁₆"(H)</p>	<p>111 x 105 x 37mm(H) 4³/₁₆" x 4¹/₁₆" x 1⁷/₁₆"(H)</p>
<p>HT717</p> <p>HT705 lid H 16mm different</p>  <p>166</p> <p>body height 43mm</p>	<p>HT718</p>  <p>129</p> <p>body height 35mm</p>	<p>HT719</p>  <p>body height 35mm</p>	
<p>164 x 153 x 50mm(H) 6⁷/₁₆" x 6" x 1¹⁵/₁₆"(H)</p>	<p>129 x 118 x 45mm(H) 5¹/₁₆" x 4⁹/₁₆" x 1³/₄"(H)</p>	<p>96 x 87 x 43mm(H) 3³/₄" x 3³/₁₆" x 1¹/₁₆"(H)</p>	



PT. Asa Cipta Semesta (ACSINDO)

Phone: +62-21-38784085 / 38784087

Mobile: +62-87880709799 / 83899992873

Fax : +62-21-6625056

Email: enquiry@acsindo.com

Web: <http://www.acsindo.com>

Address: Jl. Jembatan Tiga No.35 F-H Jakarta 14440. Indonesia